



BMC

CLIMBING WALLS

thebmc.co.uk

2015

DIRECTORY



ROCKWORKS CLIMBING WALLS

ROPED WALLS
BOULDERING WALLS
OUTDOOR BOULDERS
CLIMBING TOWERS
ARTIFICIAL CAVES
CLIMBING HOLDS
CLIMBING EQUIPMENT

TEL. 01207 281777
www.rockworks.co.uk

CWMA

BMC
ASSOCIATE MEMBER

Introduction

Welcome to the 14th edition of the BMC Climbing Wall Directory, which is based on the information held on the BMC climbing wall database. With the inclusion of 366 climbing walls in the directory this year as well as some fun and games with the UrbanClimber UK indoor training section, this is the most comprehensive directory yet.

Since the last edition in 2014 the climbing wall industry has expanded at a pace and there are 11 new walls to be added to the already excellent range of British indoor climbing.

The BMC continues to work to improve access to facilities for climbers, hill walkers & mountaineers, not just to climbing walls but also to the natural facilities that bring us so much pleasure. Despite much success we still need your support so join the BMC today.

Dave Turnbull

Dave Turnbull
BMC Chief Executive Officer

The BMC and Climbing Walls

The BMC is committed to the increased provision of climbing walls on a sustainable basis. The BMC is also able to offer specialist advice on a wide range of climbing wall issues. The BMC works in conjunction with the Climbing Wall Manufacturers Association (CWMA) and the Association of British Climbing Walls (ABC) to improve industry standards.

Cover photo by Matteus Barefoot.

BMC Participation Statement

Whenever you are climbing you should always remember the following statement.

"The BMC recognises that climbing, hill walking and mountaineering are activities with a danger of personal injury or death. Participants in these activities should be aware of and accept these risks and be responsible for their own actions and involvement."

BMC

117-179 Burton Road, Manchester. M20 2BB

📧 www.thebmc.co.uk walls@thebmc.co.uk

Tel: 0161 445 6111

Fax: 0161 445 4500

12 London & South East
24 South West
28 Midlands
31 Peak District
32 North West
36 Yorkshire
37 Lake District
38 North East
40 Wales
43 Scotland
45 Northern Ireland
46 Republic of Ireland





CLIMBING & BOULDERING FOR EVERY AGE AND ABILITY



London Sites:

Alton
Basildon
Brighton
Crawley
East Ham
Elmbridge
Lewisham
Plymouth
Rotherham
Rugby
St Albans
Sutton

Brixton
Crystal Palace
Hackney
Hendon
Swiss Cottage
Westminster

0845 363 1177
HIGH-SPORTS.CO.UK

FOR LONDON SITES CALL
0845 363 1144



DIRECTORY Introduction

Using the Directory

A few hints and tips to help you get the most out of the directory and maximise your use of the walls.

- The climbing walls are split by country, and listed alphabetically by town. In addition the walls in England are split into the eight BMC areas.
- The following abbreviations are used within the facility descriptions:

Abbreviations

LC = Leisure Centre, SC = Sports Centre,

ComColl = Community College,

OEC = Outdoor Education Centre,

CC = Climbing Centre, CW = Climbing Wall,

Uni = University, sqm = square meterage, TR = top rope.

The following icons are used to indicate the facilities a climbing wall may have:



The wall is a member of the Association of British Climbing Walls.



Walls that give some form of discount to BMC members.



Changing facilities.



There are some catering facilities at the wall. Please note that this could be anything from vending machines to three course meals, and/or bar facilities.



The wall has a stock of, for example, boots, harnesses, helmets or belay devices available for hire. Please note that it is very unusual for a climbing wall to offer 'leading ropes' for hire.



The climbing wall offers instructional courses. These may vary from skills courses to national qualifications administered by Mountain Training, or even roped access courses.



Scottish regional centre of excellence.



The climbing wall sells a range of climbing products, this may vary from basics such as chalk to a fully stocked outdoor shop.



Other sports centre facilities available.



The wall allows free or subsidised access for the British Climbing & Bouldering Team members.



Primary NICAS - Primary National Indoor Climbing Award Scheme centre - please see www.nicas.co.uk.



NICAS - National Indoor Climbing Award Scheme awarding centre - please see www.nicas.co.uk for more details.



Climbing walls who have auto belays installed on certain climbing lines.



Walls that offer drytooling - climbing with ice axes on bolt-on holds. This will be either in fixed areas or at certain times. Contact the wall for more information.



National Performance Centre in England & Wales.



Primary NIBAS - Primary National Indoor Bouldering Award Scheme centre. Please see www.nicas.co.uk



NIBAS - National Indoor Bouldering Award Scheme centre. Please see www.nicas.co.uk

THE BEST OF DEVON CLIMBING WHATEVER THE WEATHER

DARTROCK CLIMBING CENTRE

Minutes from the A38, and a short drive from Exeter, Plymouth, Dartmoor or Torbay coastal climbs

- Leading on all routes
- Extensive top-roping
- Regular resetting of routes
- Bouldering
- Traversing
- Training
- Highly qualified staff

Old Totnes Road | Buckfastleigh
Devon | TQ11 0NF
Tel: (01364) 644 499
Open 7 days a week

Visit our web page for more information:
WWW.DARTROCK.CO.UK

CLIMB HIGH AT THE 'BEAR ROCK' INDOOR CLIMBING CENTRE AT THE UNIVERSITY OF WARWICK, COVENTRY

- Fully Open to the General Public
- Venue for the BMC British Championships, 1995/96, 1996/97, 1998/99, 1999/00
- Competition standard 13.5 metre wall in curved resin
- New (Sept 2004) 11 metre lead and top roping wall in curved resin
- Extensive vertical and off-vertical top roping featured ply
- Beginners/teaching area
- New (July 2004) separate bouldering room with 80 plus problems
- No joining fee
- Changing room, showers, conditioning room and swimming pool available
- No Membership fee

HOW TO FIND US

WEEKDAYS.....	£6.10
WEEKENDS.....	£4.95
CHILDREN UNDER 18 (anytime).....	£4.00

NUS STUDENTS/UB40 CARD HOLDERS:
WEEKDAYS (Before 5pm) and WEEKENDS.....£4.00
WEEKDAYS (After 5pm) and WEEKENDS.....£6.10

OPENING HOURS
Monday-Sunday.....
.....07.15 - 21.30 hrs
Tel/Fax: 02476 523008

Detailed below is a list of climbing walls that offer discount on entry for BMC members:

Climb Rochdale, Creation CC, Harlow Outdoor Education Centre, Kilnworx Climbing Centre, Lakeland Climbing Centre, Mile End Climbing Centre, Phasels Wood Scout Camp, Redpoint Birmingham Climbing Centre, Redpoint Bristol Climbing Centre, Rope Race Climbing Centre, The Castle Climbing Centre, The Indy Climbing Wall, The Tower Climbing Centre, VauxWall Climbing, Westway Sports Centre.

Detailed below is a list of climbing walls that offer discounted or free entry for British Climbing Team members:

Gold Supporters: Castle Climbing Centre, The Climbing Works, The Quay Climbing Centre, Highball Climbing Centre

Silver Supporters: Boulder Brighton

Bronze Supporters: Adventure Dolphin, Alien Rock, Alien Rock 2, Awesome Walls Liverpool/Sheffield/Stockport/Stoke, Beacon Climbing Centre, Bear Rock Climbing Centre, Bexhill College, Big Rock Climbing Centre, Birmingham Bouldering Centre, Blackpool

Climbing Towers, Boulder Central, Boulders, BoulderUK, Bristol Climbing Centre, Calshot Activities Centre, Climbing Hangar, City Bloc, Climb @ Inverness Leisure, Climb Newcastle, Climb Rochdale, Creation Indoor Climbing Centre, Dart Rock Climbing Centre, Dynamic Rock, Edinburgh International Climbing Arena, Energise, Far Peak Climbing Centre, Glasgow Climbing Centre, Granite Planet, Harrogate Climbing Centre, Kilnworx Climbing Centre, Leeds Wall, Manchester Climbing Centre, Mile End Climbing Centre, Nottingham Climbing Centre, Peak Pursuits, Phasel Wood Activity Centre, Pinnacle Climbing Centre, Reading Climbing Centre, Red Goat Climbing Company, Redpoint Birmingham Climbing Centre, Redpoint Bristol Climbing Centre, RGU: SPORT, Rock Antics, Rock City, Rock Solid Oxford Brookes University, Rock UK Summit Centre, Rope Race, Salford University Leisure Centre, Southampton Climbing Wall, Sunderland Wall, Surrey Sports Park, The Barn Climbing Centre, The Climbing Station, The Edge, The Foundry, The Ice Factor, The Lakeland Climbing Centre, The Reach Climbing Wall, The Tower Climbing Centre, The Warehouse, Undercover Rock, VauxWall Climbing, Westway Sports Centre, West View Leisure Centre, White Spider Climbing, XC Hemel Hempstead.

The role of the BMC

The BMC is the representative body for climbers, hill walkers and mountaineers in England and Wales. For Scotland the representative body is the Mountaineering Council of Scotland and in Ireland it is Mountaineering Ireland.

Join the BMC and support the vital work we do. Amongst other things the BMC:

- Promotes the interests, and protects the freedom of climbers, hill walkers and mountaineers to enjoy their activities;
- Lobbies and advises government on a range of important issues, such as access and changes in legislation;
- Relies on a network of dedicated volunteers and employs 31 full and part-time staff to implement the BMC's work programmes including: Access and Conservation, Youth and Equity, Safety and Skills, Climbing Walls and Climbing Competitions, Guidebooks and Clubs;
- Provides information through seminars and good practice lectures, as well as producing a range of posters, leaflets, booklets, DVDs and other publications aimed at increasing people's awareness of all climbing, hill walking and mountaineering related activities and issues;
- Advises on all aspects of climbing wall activities;
- Runs regional and national climbing competitions;
- Examines equipment failures and reports on these;
- Maintains a Register of Expert Witnesses;
- Has an important role within the international mountaineering and climbing federation, the UIAA, in setting international standards for climbing and mountaineering equipment and having BMC representation on all UIAA Commissions.

The BMC is a democratic organisation that encourages members to contribute to its ongoing work. Many contribute easily and simply by joining the BMC. This can be done quickly on the BMC website. Some people contribute by attending meetings or volunteering to help at various events. All BMC members are encouraged to attend Area Meetings. These are local forums and the democratic grassroots of the BMC. Full details can be found on the BMC website. In addition, there are also substantial personal benefits to joining. For instance:

- All Individual, Club, and Family Members receive £10m Civil Liability Insurance. The policy provides worldwide cover for any civil liability claim arising in connection with hill walking, climbing and mountaineering. It is recommended that all participants join the BMC, or a BMC Affiliated Club, to be covered by this important insurance.
- Individual Members also receive 4 copies of Summit magazine per year.
- Discounts in over 600 retail outlets.
- Additionally, the BMC offers market leading BMC Travel and Activity Insurance. This specialist insurance is only available to BMC (and other Mountaineering Council) members and is specifically designed for climbers, hill walkers and mountaineers. Any surplus is reinvested to support the BMC's vital work.

A full list of membership benefits appears on the BMC website. You can join online at

📍 www.thebmc.co.uk or by calling on 0161 445 6111.





COTSWOLD
outdoor

THE UK'S LARGEST RETAILER OF CLIMBING KIT

WITH INNOVATION IN EVERY
PIECE OF CLIMBING GEAR

15% DISCOUNT*
FOR BMC MEMBERS

Visit our website and choose from over 50,000 products from 250 top outdoor brands. With our Click & Collect service, you can shop online and pick up your items at your local store:

 Rab

 MOUNTAIN
EQUIPMENT

 Black Diamond


STORES NATIONWIDE
COTSWOLDOUTDOOR.COM

*Not to be used in conjunction with any other offer or discount. Offer only valid on production of a BMC membership card at the till point or via online discount code. Offer expires 31/12/15. **Terms and conditions apply. See website for details.

URBAN CLIMBER

King Kong Climbing Centre

A wall for
all seasons

A climber wearing a red jacket, orange helmet, and black gloves is ascending a vertical wall made of ice. The climber is using two ice axes to grip the ice. A yellow rope is visible running vertically along the wall. The climber is also wearing a harness and climbing shoes.

If you were looking to design a futuristic climbing wall, what would it look like? What do climbers want from climbing walls these days? Once upon a time, climbing walls were built to emulate natural rock but the problem with this was that once you'd climbed that natural rock 20 times you were bored of it, hence the development of interchangeable bolt-on holds. So it makes sense that interchangeability is the key to the future of walls. This is already happening, of course, with walls now having more bolt-on hold sites than ever before and lots of flat areas to add volumes and to change the angles.

Keswick-based King Kong Climbing Walls have been designing and building bespoke climbing walls around the UK and Ireland for the last 20 years and they are well-qualified in building futuristic, designed climbing walls like the recent High Sports wall in Brighton with its mixture of multi-faceted panels, double level bouldering, hanging fins and delicate arêtes. Their latest project has been to build their own climbing centre in Keswick – The King Kong Climbing Centre. This is based right in the centre of Keswick in a new purpose built structure behind the Planet Fear shop.

MD, Paul Cornforth, explained the vision, “Our plan was to create and build a centre which people would want to travel to from all around the UK, but to achieve this we had to do something different. In addition to building fantastic multi-faceted lead and bouldering walls we have also installed a large purpose made freezer room which is kept at minus 8 and houses a real ice wall. This wall has various different angles and features including mixed climbing panels where we have iced-filled cracks and includes a dry tooling section. In addition to this we wanted to create a centre which will inspire local people to get active and start climbing. This

starts with children as young as two years old experiencing climbing in the kids ‘Hard Play area’, this is like soft play but it’s for hard kids. It has a smoke-belching dragon and various interlocking tunnels as well as a castle and ball pool. The centre also has our own version of Clip n’ Climb which is called ‘Wacky Walls’ and focuses on a variety of fun elements like LED lit climbing holds, beanstalks and Empire State Building amongst other surprises. We have also included a cave experience which starts on the ground floor in Wacky Walls and weaves its way through tight squeezes and caverns behind the main climbing wall and eventually leads into a cave exit in the cafe area. The cave experience includes stalactites, stalagmites, flow stones and lots of other cave features.”

The centre also has our own version of Clip n’ Climb which is called ‘Wacky Walls’ and focuses on a variety of fun elements like LED lit climbing holds, beanstalks and Empire State Building amongst other surprises.



The design of the centre is incredible with every possible area being utilised to capitalise on the available space. The cave experience, for example, uses all the wasted space behind the main wall and weaves about through the supporting wall steelwork to create a 100m long real caving experience that will challenge even the most experienced cavers.

The kid's 'Hard Play' overlooks the 'Wacky Walls' area as climbers race their way up twin Perspex walls in front of their faces.

Like Brighton's High Sports, the bouldering is on two levels with a serious training area above the main bouldering area.

What makes this centre stand out is the number of activities that are on offer. Various angled climbing walls with various different panel systems, a real rock section that also has a rich bolt-on hold matrix so it is completely interchangeable.



The kid's 'Hard Play' overlooks the 'Wacky Walls' area as climbers race their way up twin Perspex walls in front of their faces.





A bouldering wall with so many different angles you will never get bored. The ice wall with not only real ice, but various different types of ice, some parts hard névé, some brittle water ice just as is found outside. There is so much pure fun in the Wacky Walls area and in the kids hard play area, including the smoke-exhaling dragon that consumes small children then spits them out into the bowels of the castle, whilst their parents look on as they sip a grande latte in the comfort of the whole food cafe. What more could a futuristic climbing wall need?

In addition to all this the centre runs lots of outdoor courses like 'Resin to Rock' which guides people who have learned to climb inside to climb safely outside. The ethos of the whole centre is about challenging people to overcome their fears and to discover the world of adventure which is

right on the doorstep in the Borrowdale Valley with its rich climbing history. After all, this is the Lake District, the birthplace of climbing where Walter Parry Haskett-Smith recorded the first ever rock-climb when he soloed Napes Needle in 1886.

The King Kong Climbing Centre is open from 10am until 10pm every day apart from Christmas Day so next time you're in Keswick why not call in, there is real adventure and real experiences to enjoy whatever the weather.

For more information visit the website:
www.kingkongclimbingcentre.co.uk

King Kong Climbing Centre
Heads Road (Behind Planet Fear Shop),
Keswick, Cumbria CA12 5EZ
Tel. 017687 75907



INFO

London & South East

DIRECTORY

Alton

High Sports Alton, Chawton Park Road, Alton, Hampshire, GU34 1RQ. 0845 363 1177. www.high-sports.co.uk
Dedicated centre with new Trublue auto belay.
Mon-Fri 1200-2200, Sat/Sun 0900-1800. £8.15.



Amersham

The Climb, Bensheim Way, Chiltern Avenue, Amersham, Bucks, HP6 5AH. 01494 721112.

www.theclimb.co.uk

11m lead walls. Additional bouldering. Traverse wall.
Mon-Thurs 1200-1600, 1800-2230, Fri 1200-1600, 1830-2230, Sat/Sun 1230-2130. £6.80/£7.85.



Aylesbury

Aylesbury College, Oxford Road Campus, Aylesbury, Bucks, HP21 8PB. 01296 588566. www.aylesbury.ac.uk
Corner of the Sports Hall, bricks missing, concrete chimneys.

Banbury

Dewey SC, Bloxham School, Bloxham, Banbury, OX15 4PE. 01295 720072.

11m concrete wall with additional bouldering.
Phone for hours and cost.

Barkingside

Fairlop Waters Boulder Park, Forest Road, Barkingside, Essex, IG6 3HN. Open Access Boulder.

Basildon

High Sports Basildon, Basildon Sporting Village, Gloucester Park North, Basildon, Essex, SS14 3GR.

www.high-sports.co.uk

Dedicated centre with 10m main wall and boulder wall. Full height slab and overhanging sections. 2 Trublue auto belays.
Mon-Fri 1200-2200, Sat/Sun 0900-1800. £8.60.



Bedford

Kempston Outdoor Centre, Hillgrounds Rd, Kempston, Bedford, MK42 8QQ. 01234 718666.

www.kempstonoutdoorcentre.co.uk/activities/climbing-wall

5.3m high, 34m long. 14 roped lines & bouldering wall.
Currently pre-book only, check website for details.



Alexander SC, de Montfort University, Sidney Rd, Bedford, MK40 2BQ. 01234 345208. www.beds.ac.uk

Mon-Fri 1800-2200, Sat/Sun 0900-1700. £7.75.



Bexhill-on-Sea

Bexhill College, Penland Rd, Bexhill-on-Sea, East Sussex, TN40 2JGTN39 5HF. 01424 214545. www.bexhillcollege.ac.uk
40sqm 8m high wall with 4 lines. Mon-Fri 1700-2000, Sat/Sun 0900-2200. Check with college for holiday opening. £3.00.



Bognor Regis

The Arena, Bognor Regis Community College, Westloats Lane, Bognor Regis, PO21 5JD. 01243 870000.

9m wall, 12TR lines, abseiling platform & 180sqm bouldering wall. Mon/Wed-Fri 1700-2230, Sat/Sun 0900-1800, at weekends call Arena to confirm hours. £4.50.



Bourne End

Bourne End Junior Sports Club, New Rd, Bourne End, Bucks, SL8 5BW. 01628 528110. www.bejsc.co.uk

6m lead/TR wall & separate bouldering wall.
Mon/Tue/Thu 1700-2200. £5.00.



Brighton

Brighton & Hove Climbing Centre, Withdean Sports Complex, Tongdean Lane, Brighton BN1 5JD 0845 363 1177

www.high-sports.co.uk

58 rope lines, 13.0m lead wall, 6.0, 8.0 and 11.0m training walls. Routes from 4 to 8a. Extensive bouldering area suitable for all abilities. Dedicated training floor. Onsite Café, Free parking, 10mins from Preston Park Station.

Mon-Fri: 12.00-22.00, Sat-Sun: 09.00-18.00



Boulder Brighton, Unit 7b-c Victoria Rd Trading Estate, Brighton BN41 1XQ. 01273 422408.

www.boulderbrighton.com.

Dedicated bouldering centre with 200 problems set in a 1,000 sqm warehouse. 15m comp wall, slabs, roof and top-out boulder. Training area & fixed slackline. Parking and Showers are also available. Mon-Fri 1400-2200, Sat/Sun 1000-1800, check for extended holiday hrs.



The Rock Court, Stanley Deason Leisure Centre, Wilson Avenue, Brighton. BN2 9PB. 01273 681058

www.aultd.org.

6m wall with 50 routes; 4m bouldering area; regular route-sets. Focus on young people, offering high staff ratio for weekly clubs and parties. Hoist system for wheelchair users. Novice courses and sessions for SEN groups. Contact for group bookings. Adult provision available.



All Weather Action

**Indoor
Caving
Experience**

**Indoor Climbing
Walls**

**Fire Breathing
Dragon**

'REAL ICE'

Indoor Ice Wall

Rab



PETZL

Indoor & Outdoor Courses

To book call NOW on 017687 75907

Fun for all the family. **ACTION, ADVENTURE** and **FABULOUS** food

Create lasting memories and share real experiences

King Kong Climbing Centre, Heads Road, Keswick, Cumbria, CA12 5EZ

London & South East

DIRECTORY

Broadstairs

Revolution Climbing Centre, Oakwood Ind Est, Dane Valley Rd, St Peters, Broadstairs, CT10 1LF. 01843 866706. sam@revolutionclimbingcentre.co.uk

• www.revolutionclimbingcentre.co.uk
8TR/lead walls up to 9m, including 5m arch. Bouldering cave and competition style wall. Tues, Wed, Fri, Sat 1000-2200, Sun 1000-2000. £5.00.



Cambridge

Cambridge Climbing Centre, Kelsey Kerridge Sports Centre, Queen Anne Terrace, Cambridge, CB1 1NA. 01223 462226.

• www.kelseykerridge.co.uk
200sqm bouldering wall, with campus board, pull-up bar and finger boards, plus 8 top-rope anchors. Mon-Sun 0900-2300. £5.80.



Cannington

Cannington Outdoor Activity Centre, Bridgwater College, Cannington Centre for Land-based Studies, Cannington, Somerset, TA52LS. 01278 65 5241.

• www.canningtonactivitycentre.co.uk
BONSTOWD@bridgwater.ac.uk

Canterbury

Kings School Recreation Centre, 1 St Stevens Rd, Canterbury, CT2 7HU. 01227 595602. • www.kingsrecreation.co.uk
Small outside breezeblock wall with stone inserts. Check with centre for availability.



University of Kent Sports Centre, Canterbury, Kent, CT2 7NL. 01227 827313. • www.kent.ac.uk/sports
Vertical wall with 3 belays. Mon-Sun 0900-2200. Usage restricted dependent on use of hall.



Cheshunt

Herts Young Mariners Base, 213 Windmill Lane, Cheshunt, Herts, EM8 9AJ. 01992 628403.

• www.hyumb.com
Outdoor wall open 0930-dusk - floodlit on Wed until end Oct. £5.00. Annual Membership £5.00.



Chessington

Chessington Rocks, Chessington SC, Garrison Lane, Chessington, KT9 2JS. 0208 974 2277.

• www.chessingtonsportscentre.co.uk
15 ropes, small bouldering area. Mon/Wed/Thu 1800-2200, Sat 0900-1300. £5.00.



Chichester

Chichester College Climbing Wall, Westgate Fields, Chichester, West Sussex, PO19 1SB. 01243 812936. richard.lowe@chichester.ac.uk

• www.chichester.ac.uk/about-us/sports-centre/indoor-climbing-wall
8m high lead/TR wall, 20 climbing lines, bouldering area. Mon 1800-2130, Thu 1800-2130, Sat 1200-1700. Member: £5, Non-Member: £6.50



Colchester

Essex University SC, Wivenhoe Park, Colchester, CO4 3SQ. 01206 873250.

• www.essex.ac.uk/sport/indoor/climbingwall.shtml
Up to 8m high lead/TR walls. Bouldering wall with slabs, aretes etc. 250sqm. Mon-Fri 0900-2200, Sat/Sun 0900-2000. £5.00.



Go Bananas Play Co. Ltd, 9-10 Mason Road, Cowdray Centre, Cowdray Ave, Colchester, Essex, CO1 1BX. 01206 761761. • www.go-bananas.co.uk

6m by 2m wall, two auto belays, within an adventure play centre. Mon-Sun 0930-1830. £3.20-£3.95.



BIG RED Climbing Wall, Leisure World Tiptree, Maypole Road, Tiptree, Colchester, Essex CO5 0EJ. 01206282000. tiptreesportscentre@colchester.gov.uk

• www.tiptreesportscentre.co.uk
85sqm with various features and overhangs. Please call for opening times.



Crawley

High Sports Crawley, K2, Pease Pottage Hill, Crawley, West Sussex, RH11 9BQ. 0845 363 1177.

• www.high-sports.co.uk Dedicated centre with extensive 12m lead and TR. New Trublue auto belay. Mon-Fri 1200-2200, Sat/Sun 0900-1830. £8.15.



Crowborough

Evolution Indoor Climbing, Plumfeather Farm, Lye Green, Crowborough, East Sussex, TN6 1UX. 01892 862924. info@evolutionindoorclimbing.co.uk

• www.evolutionindoorclimbing.co.uk
400sqm bouldering up to 5.5m. 11-belay lead climbing area. Small abseil tower. Large woody training area. Tues-Thurs 1400-2200, Fri 1400-1800, Sat/Sun/School hols 1000-1800. £9.00.



CAMBRIDGE CLIMBING CENTRE

- No Joining Fee or Contract
- Short Term Membership
- Pay as you go options available
- Children's Birthday Parties and Team Building Activities

**200m sq CLIMBING SURFACE AREA, 40 DEGREE OVERHANGING
BARREL, CAMPUS BOARD, PULL UP BAR & FINGER BOARDS**



Tel: 01223 462226

or visit us on

www.kelseykerridge.co.uk

Crowthorne

Wellington Sports Club, Wellington College, Dukes Ride, Crowthorne, Berks, RG11 7PU. 01344 444244.

☎ www.wellingtoncollegesportsclub.co.uk

Up to 9m TR moulded concrete walls. Limited availability, check first.



Deal

Kingsdown Scout Camp, The Avenue, Kingsdown, Deal, Kent, CT14 8DU. 01304 362455.

Up to 5m high bouldering wall. 65sqm. Apr-Sep Mon-Sun 0900-2000 - Must phone 2 days in advance to book.



East Grinstead

Blackland Farm, Grinstead Lane, East Grinstead, West Sussex, RH19 4HP. 01342 810493. blackland@girlguiding.org.uk

Up to 7m TR wall with moulded concrete, resin panels and bolt-on holds. 105sqm. Abseil tower available for hire. Mon-Sun 0900-2100.



Eastbourne

University of Brighton Sports Centre, Denton Rd, Eastbourne, BN20 7BJ. 01273 643706.

☎ www.brighton.ac.uk/sport/brighton

Traversing wall. Matted bouldering area. Mon-Fri 0730-2200, Sat-Sun 0830-1730. Casual use available to members of sports centre.



Egham

ACS Egham International School, London Road (A30), Egham, Surrey, TW20 0HS ☎ www.amphibia-group.co.uk 01256886543, option 2

Ely

Mepal Outdoor Centre, Chatteris Rd, Mepal, Ely, CB6 2AZ. 01354 692251. ☎ www.mepal.co.uk

Separate room at outdoor centre with 11m lead wall with more TRs. Phone to check availability & price.



Godalming

Charterhouse Club Climbing Wall, Duke's Drive, Charterhouse, Godalming, Surrey, GU7 2RS. 01483 239600.

☎ www.charterhouseclub.com

Moveable overhang and slab walls. Bouldering cave. Please check online for opening times.



Guildford

Surrey Sports Park, University of Surrey, Guildford. GU2 7AD.

01483 689111. ☎ www.surreysportspark.co.uk

Part of Surrey Sports Park. 12m high wall, 60m of traversing, cave. Mon & Fri 1200-2200, Tue-Thur 1000-2200, Sat & Sun 1000-1800.



Craggy Island, Unit 9 Cobbett Park, Moorfield Rd, Guildford. 0844 8808866. ☎ www.craggy-island.com

Large dedicated centre. 1000+sqm of walls up to 10m lead/TR. Additional bouldering. Mon-Fri 1000-2200, Sat/Sun 1000-2000. £10.00.



Hampton

Hampton School Rock Wall, Hanworth Road, Hampton, Middlesex, TW12 3HD. 0208 9790476.

info@hamptonschool.org.uk

Up to 8m high outdoor moulded concrete lead/TR tower plus bouldering. Contact school for availability.

Harlow

Harlow Climbing Wall, Harlow Centre for Outdoor Learning, Burnt Mill Lane, Harlow, Essex, CM20 2QS. 01279 620270. harlow@essexoutdoors.com

☎ www.essexoutdoors.org

1000sqm of TR/lead wall climbing, up to 14m, separate bouldering room. 10m outside wall.

Mon-Thur 1000-2100, Fri 1000-1800, Sat/Sun 1000-1800.



Amphibia Climbing Wall, Harrow Leisure Centre, Christchurch Avenue, Harrow, HA3 5BD. 01256 886543.

☎ www.amphibia-group.co.uk

Lead wall, a selection of TR, and traverse wall.

Wed 1630-2100, Sat/Sun 1000-13.00. £5.00.



Hatfield

Hertfordshire Sports Village, de Havilland Campus, Hatfield Business Park, Hatfield, Herts, AL10 9EU.

01707 281172. ☎ www.hertssportsvillage.co.uk

12m wall with bouldering cave & abseil facility. 8TR.

Slab, vertical & overhanging lead walls. Bring your own quick draws. Mon-Fri 0600-2230, Sat 0800-1900, Sun 0800-2100. £7.50. Adult Peak Price: £7.75



 **INSTRUCTOR TRAINING COURSES**

**CLIMBING WALL AWARD
CLIMBING WALL LEADING AWARD
SINGLE PITCH AWARD**

ALSO: LOWLAND LEADER, HILL & MOORLAND &
MOUNTAIN LEADER AWARDS

 **OUTDOOR 1ST AID**
 **TECHNICAL ADVICE FOR WALLS**

**TEL: 07710 345322 OR SEE:
WWW.MOUNTAIN-ACTIVITIES.CO.UK**

go2 

- X2 9.8m Overhanging lead walls • Over 30 top roping lines
- Extensive Bouldering area • Beginner/disability slab section
- Equipment hire facility • Mobile wall available for hire
- Adult & junior courses • Primary centre for NICAS

Opening times: Mon-Fri 9am-10pm, Sat & Sun 9am-9pm
Prices: £6.00/adult, £3.50/junior, £2.20 Registration

Website: www.preston.gov.uk/climbing
Email: climbing@preston.gov.uk Phone: 01772 796788
Address: West View Climbing & Leisure Centre, Ribblesdale, Preston, PR1 5EP

ROCK SOLID 
OXFORDSHIRE'S PREMIER CLIMBING WALL

 **01865 484370**
climb@brookes.ac.uk
www.brookes.ac.uk/sport

 **Nottingham Climbing Centre**
0115 9988233

www.nottingham-climbing.co.uk

The Old Pool, 212 Noel St, New Basford, Nottingham, NG7 6AT

ROCK ON

BULGING WITH CLIMBING GEAR
Many shops claim to be climbing specialists. At Rock On we sell climbing & mountaineering equipment, books & dvds and absolutely nothing else.
NOTHING ELSE.
Now that's specialist.

Find us at...

Redpoint Climbing Centre 77 Cecil Street Birmingham B19 3ST Tel: 0121 359 8709	Mile End Climbing Wall Haverfield Road Bow London E3 5BE Tel: 020 8981 5066	Craggy Island 9 Cobbett Park Slyfield Ind. Estate Moorfield Road Guildford GU1 1RU Tel: 01483 565635
---	---	--

 **www.rockonclimbing.co.uk**

London & South East

DIRECTORY

Hemel Hempstead

XC, Jarman Park, Hemel Hempstead, Hertfordshire, HP2 4JS. 01442 507100.

☎ www.thexc.co.uk

enquiries@thexc.co.uk. 880sqm of climbing, bouldering, 15m roped area including auto belays and trad wall. High ropes course and 152m caving system. Mon-Sun 1000-2200. See website for prices.



Hockley

Clements Hall LC, Clements Hall Way, Hawkwell, Hockley, Essex, SS5 4LN. 01702 207777.

☎ www.clementshall.co.uk 8m high block with rock insert wall. 300sqm. £4.50. Please phone before visit.



Huntingdon

Grafham Water Centre, Perry, Huntingdon, Cambridgeshire, PE28 0BX. 01480 810521.

☎ www.grafham-water-centre.co.uk

10m wall, 72 sqm, 7 belay lines. TR/lead. Contact centre for opening times.



Ipswich

The Leading Edge, Copleston High School, Copleston Rd, Ipswich, IP4 5HD. 01473 274178. 9m lead/TR walls with slabs, overhangs etc. Plus traverse wall.

Mon 1900-2200, Wed-Fri 1800-2200. £3.50.



Kent

Knole Academy, Bradbourne Vale Road, Sevenoaks, Kent TN13 3LE sports@knoleacademy.org

☎ www.knoleacademy.org

Mon-Thurs: 4-10pm, Fri: 4-9pm



Kings Langley

Phasel Wood Activity Centre, Rucklers Lane, Kings Langley, Herts, WD4 9NA. 01442 252851.

☎ www.phaselswood.org.uk

11.5m lead/TR outdoor floodlit tower. 440sqm with 36m gurdle traverse. Oct-Mar: Mon-Sun 1000-dusk. Apr-Oct: Mon-Sat 1000-2130, Sun 1000-dusk.



Kingston

White Spider Climbing, 225 Hook Rise South, Kingston KT6 7LD. 0208 397 0390.

☎ www.whitespiderclimbing.com

Large dedicated centre with 2,000sqm of climbing, 102TR and lead lines up to 18m, 55sqm stalactite lead roof, 280 routes, 600sqm bouldering, large bouldering cave, 180 blocs, kid's castle, café, luxury changing rooms & showers.

Mon 1400-2200, Tues-Fri 1000-2200, Sat/Sun 1000-1930. £10.00.



Lewes

Lewes LC, Mountfield Rd, Lewes, East Sussex, BN7 2XG.

01273 486000. ☎ www.waveleisure.co.uk/lewes

28sqm curved resin bouldering & TR wall. Mon 0730-2200, Tue 0730-1800 & 2200-2300, Wed & Thur 0730-2200, Fri 0730-2200, Sat 1500-2000, Sun 0900-2000. £3.50.



London

Sobell SC, Hornsey Rd, Holloway, London, N7 7NY.

0207 609 2166. 13m high curved resin lead wall, traverse corridor plus a variety of other wall surfaces.

Mon-Fri 1700-2200, Sat 1000-1800, Sun 1000-2000. £3.50.



Climb London East Ham, East Ham Leisure Centre, 324 Barking Road, E6 2RT. 0845 363 1144.

☎ www.climblondon.co.uk

Dedicated wall with extensive 10m lead and TR routes plus bouldering cave. Mon-Fri 0700-2200, Sat/Sun 0800-1800. £7.60.



Climb London Crystal Palace, National Sports Centre, Ledsington Road, SE19 8B. 0845 363 1144.

☎ www.climblondon.co.uk

Completely re-built in 2010, large bouldering area plus TR. Mon/Tue/Thu 1730-2200, Wed 1400-2200, Fri no public entry, Sat/Sun 0945-1700. £7.30.



Mile End Climbing Wall, Haverfield Rd, Bow, London, E3 5BE. 0208 980 0289. ☎ www.mileendwall.org.uk

Dedicated climbing centre with extensive bouldering facilities of all types. Up to 13m lead/TR walls. Mon-Thu: 10.00-21.30, Fri: 10.00-21.00, Sat/Sun: 10.00-18.00. £ 8.50




LAKELAND



CLIMBING
CENTRE

INDOOR & OUTDOOR
ROCK CLIMBING



Largest Climbing Centre in the country:

- 70 climbing lines, up to 25m
- Over 500m² of bouldering
- Trad placement, aid and dry tooling facility
- Kendal CrazyClimb
- Europe's first indoor Via Ferrata
- 25 m abseil shaft
- Full range of instruction, including NICAS
- Dedicated training room
- Conference facility, shop & cafe

Whether you are a novice or expert we have something for everyone.

www.kendallwall.co.uk

For more information, give us
a call or check out our website.



KendalWall

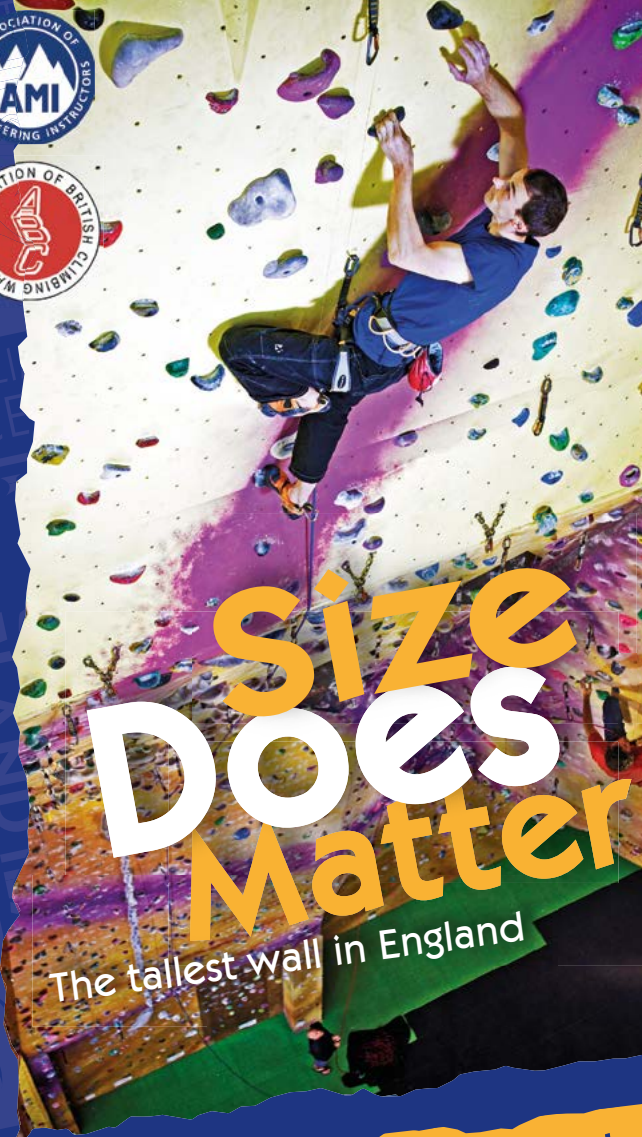


@realkendallwall

01539 721766

info@kendallwall.co.uk

First
Indoor
Via
Ferrata in
Europe



London & South East

DIRECTORY

Westway SC, 1 Crowthorne Rd, London, W10 6RP

0208 969 0992. www.westwaysportscentre.org.uk

One of London's biggest climbing centres with 67 lead lines & 55 TR lines up to 13.5m, including outdoor walls.

Bouldering wall catering for all levels. Mon-Wed & Fri 0930-2200, Thu 0800-2200, Sat/Sun 1000-2000. £9.75.



Camden Square Activity Park, Camden, London, NW1.

Open access boulder

Castle Climbing Centre, Green Lanes, Stoke Newington,

London, N4 2HA. 0208 211 7000. www.castle-climbing.co.uk

Follow us on Facebook and Twitter. One of the UK's largest dedicated indoor climbing centres, with over 2500sqm of climbing. With 111 top rope and lead lines from 7-13.5m high, 11 bouldering areas including an outdoor boulder field and a 100ft abseil tower for outdoor and indoor abseils. Weekly resets and regular guest setters. Adult courses, kids clubs and taster session are available from novice to advance level.

Organic/Fair-trade café, dedicated climbing shop and permaculture garden onsite. Mon-Fri: 1200-2200 Sat-Sun: 0900 - 1900 £12.00 registered entry; £13 non-registered entry; Concessions & payment plans available



Climb London Hendon, Marble Drive, Hendon,

NW2 1XQ. 0845 363 1144. www.climblondon.co.uk

Dedicated climbing room with 8m high lead and TR routes. Mon-Fri 0900-2200, Sat/Sun 0900-1800. £6.10.



Climb London Hackney, Britannia Leisure Centre,

40 Hyde Road, Hackney, N1 5JU. 0845 363 1144.

www.climblondon.co.uk

Small resin wall with TR and bouldering.

Mon-Fri 0700-2200, Sat/Sun 0800-2000. £6.10.



Climb London Brixton, Brixton Recreation Centre,

27 Brixton Station Rd. SW9 8QQ. 0845 363 1144.

www.climblondon.co.uk

8m high TR routes and traversing.

Mon-Fri 1200-2200, Sat/Sun 0900-2000. £6.60.



Climb London Swiss Cottage, Adelaide Road, Camden,

NW3 3NF. 0845 363 1144. www.climblondon.co.uk

Dedicated climbing wall with 14m lead and TR routes plus bouldering cave and new Trubule auto belay.

Mon-Thu 1000-2200, Fri 0900-1900, Sat/Sun 1000-1800. £7.85.



Ethos Climbing Wall, Sport Imperial, Imperial College

London, 7 Prince's Gardens, South Kensington, London, SW7 2AZ. 020 7594 6660.

www.imperial.ac.uk/sports

14 lines - 9TR and 5 lead. 3 overhangs, 2 vertical. TR on freeform, lead on wood. Mon-Fri 0700-2200, Sat/Sun 0800-2000.



Newham Boulder, 63 Drew Rd, London, E16.

Another open access boulder.

Shoreditch and Mabley Green Boulders.

Real rock boulders in Shoreditch Park N1 6TA and

Mabley Green parks E9 5RN.

St Luke's & Christ Church, St Luke's Crypt, Sydney St, London, Greater London SW3 6NH. Open Access boulder.

The Arch Climbing Wall, 6 Bermondsey Street, London,

SE1 2ER. www.archclimbingwall.com

Dedicated bouldering centre in railway arch. Weekly resets.

Mon-Fri 0630-2230, Sat/Sun 1100-2200. £10.00.



The Reach Climbing Wall, Unit 6 Mellish Estate,

Harrington Way, Woolwich, SE18 5NR. 020 8855 9598.

info@thereach.org.uk www.thereach.org.uk

75 lines 11m TR/lead, plus extensive bouldering and training room. Mon-Fri 1400-2200, Sat/Sun 1000-1900. £5.00 - £9.00



Urban Ascent Bouldering Centre, Unit 5, Parsons Green

Depot, 33-39 Parsons Green Lane, London, SW6 4HH.

0207 751 0913. www.urbanascent.co.uk

Dedicated bouldering centre. Mon-Fri 1400-2230, Sat/Sun 1000-2000.

VauxWall Climbing Centre. Arch 47 South Lambeth Road,

Vauxhall, London SW8 1SR. www.vauxwallclimbing.co.uk

Central London's Bouldering Centre. Over 500m2 of climbing catering for all abilities. Very conveniently situated just 100m from Vauxhall stations. Air-conditioning and Extraction throughout. Equipped gym area, dedicated traverse & circuit board for endurance training. Weekly setting and regular VauxComps. Open Mon - Fri 06.00 - 22.30, Sat - Sun & Bank Holidays 09.00 - 19.00



Vertical Chill Ice Wall, 3-11 Southampton St, Covent Garden,

London, WC2E 7HA. 0207 395 1010. www.vertical-chill.com

vertical.chilllondon@ellis-brigham.com

Ice climbing wall running through the shop's 2 floors. 8m high.

Learn to ice climb. Tues 1230-1730, Wed&Fri 1030-1730,

Thurs 1030-1830, Sat 1000-1700, Sun 1200-1600. £50.



Westminster Boat Base, Pimlico. London, Greater London

SW1V 3JY. Open access boulder.



London's Central

South Lambeth Road, Vauxhall, SW8 1SR
• www.vauxwallclimbing.co.uk

0207 1600248 • info@vauxwallclimbing.co.uk

CENTRE OPENS

Weekdays
6.00am - 10.30pm

Weekends & Bank Holidays
9.00am - 7.00pm

Bouldering Wall

New Zone 1 air-conditioned centre in Vauxhall just 100m from the station

- Over 500m2 of Bouldering surface, dedicated training space and café.
- Superfast check-in and easy online pre-registration.
- Weekly setting and regular #VauxComps

VauxWallClimbing 
@VauxWall 

London & South East

DIRECTORY

West 1 Climbing, Seymour Leisure Centre, Seymour Place, London W1. Baker Street tube. 0845 363 1177.

☎ www.high-sports.co.uk

Dedicated centre with lead/TR and bouldering.

Mon-Fri 1200-2200, Sat/Sun 0900-1900. £785.



ABC

Lowestoft

East Face Indoor Climbing Wall, Waveney SC, Water Lane, Lowestoft, NR32 2NH. 01502 569116. 95sqm wall. Ring first.



Maidstone

Maidstone LC, Mote Park, Willow Way, Maidstone, ME15 7RN.

01622 761111. ☎ www.maidstoneleisure.com

9m wall in sports hall. Block construction with rock insert holds. Phone to check availability. £3.00.



Midhurst

Climb Midhurst, River Site, Lamberts Lane, Midhurst, GU29 9DT. 01243812936. ☎ www.chichester.ac.uk/About-Us/Sports-Centre/Climb-Midhurst/

Open times: Weds: 6-9.30pm & Sat: 11-4pm

Prices: Member: £5.00, Non-Member: £6.50



Milton Keynes

Elis Brigham Climbing Wall, Unit 32, Xscape, 602 Marlborough Gate, Avebury Boulevard, Milton Keynes, MK9 3XA. 01908 237748. ☎ www.vertical-chill.com
2 towers 10m and 13m plus bouldering wall. Self belay protection available. The wall is part of a retail complex.
Mon-Sat 1000-1900, Sun 1100-1700.



Caldecotte Project, George Amy Centre, 366 Simpson Rd, Milton Keynes, MK6 3AG. 01908 232042. 12m outdoor wooden tower with high ropes course attached.
Phone for opening times and prices.



Big Rock Climbing Centre, Mandeville Drive, Kingston, Milton Keynes MK10 0AG. 01908583128. ☎ www.bigrockclimbing.co.uk
50+ Routes up to 11m high. Huge 650sq.m bouldering arena. Separate CrazyClimb and children's bouldering area.
Mon-Fri 1100-2200, Sat-Sun 1000-1900 Adult: £9.20. Concession: £8.00. U16: 6.80.



Newbury

Waterside Centre, Toomers Wharf, Northbrook Street, Newbury, Berks RG14 1DS. 01635 41269.

NICAS

Norfolk

The Hangar Climbing Wall Lynnsport & Leisure Park, Greenpark Avenue, PE30 2NB King's Lynn, Norfolk 01553 818001

Lead and bouldering centre, with lead walls up to 5 meters high and a selection of 75 routes to chose from.

Mon - Fri: 8:30 am - 10:00 pm Sat - Sun: 8:00 am - 9:00 pm

Norwich

Climbing at OPEN, 20 Bank Plain, Norwich, NR2 4SF, tel

01603763111, box.office@opennorwich.org.uk,

☎ www.open247.org.uk/climbing-wall.aspx

12m wall with 6TR's catering for all abilities - youth, schools and business groups.



Highball Climbing Centre, 1 Twickenham Road, Norwich, NR6 6NG. 01603 513513. hello@highballnorwich.co.uk
500sqm of bouldering walls up to 4.5m Competition grade wall, lead and TR up to 7.5m, warm up/cool down area, Beastmaker training boards



The Peak at Sportspark, University of East Anglia, Norwich, NR4 7JT. 01603 592398. ☎ www.sportspark.co.uk
16 lines on 11m lead/TR wall with separate bouldering cave.
Mon-Sun 0820-2200. £5.00.



The Norwich Boulder, Pinter Field, Off Aylsham Rd, Upper Hellesdon, Norwich, NR3. Open access boulder.

Oxford

Rock Solid, Oxford Brookes University, Gypsy Lane, Headington, Oxford, OX3 0BP. 01865 484373.

☎ www.brookes.ac.uk/sport/climb

Dedicated room 14m lead walls and bouldering area.
Mon-Fri 0730-2300, Sat/Sun 0900-2200. From £4.00.



Iffley Road Bouldering Wall, Oxford University Sports Centre, Jackdaw Lane, Iffley Road, Oxford, OX4 1EQ.

☎ www.users.ox.ac.uk/~climbing

3m high 15m long vertical bouldering wall. Must be member of Oxford Uni. Mountaineering Club to use.



The Oxford Boulder, Fry's Hill Park, Oxford, OX4. Open access boulder.

Standlake Boulder, Standlake Village, Witney, Oxford. Open access boulder.

DIRECTORY

London & South East

Peterborough

Peterborough Climbing Wall, Town Sports Club, Bretton Gate, Peterborough, PE3 9UZ. 01733 260026 & 07803726664

☎ www.peterboroughclimbingwall.co.uk

20 lines up to 7m lead/TR which includes 7m horizontal roof with 3m stalactite, 7m traverse wall, plus bouldering cave. Opening times: Sat/Sun 10.00-18.00 (Other times by arrangement) price: £5.50



Portsmouth

The "Cellar" @ Fort Purbrook, Portsdown Hill Road, Portsmouth. PO6 1BJ. 02392321223.

☎ www.peterashleyactivitycentres.co.uk

2 x underground rooms with 700 sq.ft. of bouldering in each room. Lots of features inc. waves, slabs, cracks, overhangs and a 16ft. tower. Mon-Fri 9am-9pm. Sat/Sun 9am-1pm. Over 16. £5. under 16. £4. students £4.50.

Hi ROCK, The Hayling College, Church Road, Hayling Island, near Portsmouth. 07966882015. ☎ www.hi-rock.co.uk
Tues & Weds 1800-2130. £5.50.



Reading

Amphibia Loddon Valley Wall, Loddon Valley Leisure Centre, Rushey Way, Lower Earley, Reading, RG6 4 GD. 01256886543, option 2. ☎ www.amphibia-group.co.uk
TR and Outdoor rock routes. Tue 1700-2030, Sat 1000-1300.

Reading Climbing Centre, Unit 33, Robert Cort Industrial Estate, Britten Road, Reading RG2 0AU.

☎ www.readingclimbingcentre.com

120TR/Lead lines, up to 20m high. Extensive dedicated bouldering area. Training facilities.

Mon-Fri 1000-2200, Sat & Sun 1000-1800.

Off-Peak Member: £8.00, On-Peak Member: £9.25



The Drake Centre CW, Pangbourne College, Pangbourne, Reading, RG8 8LA. Ring first on 0118 976 7428.

Adventure Dolphin, Dolphin Centre, Whitchurch Road, Pangbourne, Reading, Berkshire, RG8 7DA. 0118 984 3162.

☎ www.adventuredolphin.co.uk

Outdoor education centre - 8.5m TR/Lead ledge, volumes and overhangs. Check website for more info.



Redhill

High Sports Redhill, Unit 6, Orchard Business Centre, Redhill, Surrey, RH1 5EL. 0845 363 1177.

☎ www.high-sports.co.uk

Training room. Dedicated dry-tooling area.

Mon-Fri 1000-2200, Sat/Sun 0900-1830. £8.15.



Rochester

Arethusa Venture Centre, Lower Upnor, Rochester, ME2 4XB. 01634 719933. ☎ www.arethusa.org.uk

10m outdoor TR wall with wheelchair abseil ramp. Separate bouldering room and indoor lead wall.

Tue 1730-2200.



Sherborne

Oxleys Sports Centre, Bradford Road, Sherborne, Dorset DT9 3DA. 01935 818270 info@oxleysc.com

☎ www.oxleysc.com

7m Lead/TR walls. Wed 1915-2115, Fri 1800-2000. £7.00.



Shoreham-by-Sea

Adur Outdoor Activities Centre, Brighton Rd, Shoreham-by-Sea, West Sussex, BN43 5LT. 01273 462928.

☎ www.aoadc.org.uk info@aoadc.org.uk

10m high wall, 300sqm, 26 ropes, 4m high bouldering wall. Mon, Tues, Thurs, Fri 1200-2200, Weds 1000-2200, Sat/Sun 0900-1700.



PRIMARY
NICAS

Southampton

Calshot Activities Centre, Calshot Spit, Fawley, Hampshire, SO45 1BR. 023 8089 207.

calshot.ac@hants.gov.uk, ☎ www.calshot.com

1200sqm of wall surface, 82 rope lines, over 300 routes, Mixed TR & leading up to 14m high. Large bouldering wall, traverse walls and campus board.

Mon/Tues/Fri 1800-2200, Wed/Thurs 1400-2200,

Sat 1000-1900 (1730 Apr-Sept), Sun 1000-1700. £6.20-£11.00



Southampton Climbing Wall, St Mary's Rd, St Mary's, Southampton, SO14 0BL. 02380 070 171

☎ www.southamptonclimbingwall.co.uk

scw@rockandsun.com 175sqm TR wall, 40sqm bouldering wall. Mon-Fri 0800-2200, Sat/Sun 0930-2000. From £4.20.



Stowmarket

The Cragg, Mid Suffolk LC, Gainsborough Rd, Stowmarket, IP14 1LH. 01449 674980. nickhart@everyoneactive.com

440sqm of wall, new bouldering room, lead and TR lines, Traverse wall. Mon-Fri 0800-2230, Sat 0800-1730,

Sun 0800-2100. £3.75-£6.50.



London & South East/South West **DIRECTORY**

Sunbury

The Heights, Sunbury LC, Nursery Rd, Sunbury, Middlesex, TW16 6LG. 01932 772287. www.heightsscc.co.uk
12 belays on 9m wall. Tue 1700-2200, Wed 1800-2200, Thu 2000-2200, Sat/Sun ring first. £3.60.



Sutton

Craggy Island, Oaks Park Sports Centre, Woodmansterne Rd, Carshalton, Surrey, SM5 4AN. 0844 880 8866.

www.craggy-island.com

Dedicated bouldering centre, 500sqm with caving system. Mon/Tues/Thurs 1600-2200, Wed/Fri 1230-2200, Sat/Sun 1000-2000. £10.00.



High Sports Sutton, Sutton Life Centre, 24 Alcorn Close, Sutton, Surrey, SM3 9PX. 0845 363 1177.

www.high-sports.co.uk Outdoor wall - 12 lines with slab to steep overhangs. Open 7 days.



Tidworth

Tidworth LC, Nadder Rd, Tidworth, Hants, SP9 7QN.

01980 847140. www.wiltshire.gov.uk

60sqm lead/TR wall.

Only open to general public on Saturdays. Phone first.

Uxbridge

Brunel University Sports Hall, Kingston Lane, Uxbridge, Middlesex, UB8 3PH. 01895 265305. 01256886543.

sports.centre@brunel.ac.uk www.amphibia-group.co.uk

7.5m lead & bouldering walls with separate bouldering room. Mon-Fri 0730-2230, Sat & Sun 0900-1900. Wall maybe closed at certain times of the year to accommodate University functions, please call to check. Rockfrog sessions Mon 1700-2030, Sat 1000-1300.



Walton

High Sports, Elmbridge Xcel Centre, Waterside Drive, Walton, Surrey, KT12 2JG. 0845 363 1177.

www.high-sports.co.uk

Dedicated centre with 12m high lead and TR, traverse wall and new Trublow auto belay. Mon-Fri 1200-2200, Sat/Sun 0900-1930. £8.15.



Whitchurch

Testbourne Community School, Micheldever Rd, Whitchurch, Hants. 01256 892261.

www.testbourne.hants.sch.uk

66sqm wall. Mon 2030-2200, Wed 1830-2000. £3.00.

Witham

Fairplay Outdoor Ed Centre, Fairplay House, Station Rd, Wickham Bishops, Witham, Essex, CM8 3JL.

01621 891213/613.

9m outdoor moulded concrete tower.

Lead/TR/bouldering/abseiling. 360sqm.

Daylight hours. £4.00.

Worthing

Worthing LC, West Park, Shaftesbury Ave, Worthing, West Sussex, BN12 4ET. 01903 502237.

www.worthingleisure.co.uk

Old style 10m TR wall with wooden features (inc 6m jamming crack) plus 15m traverse wall. Phone first as 'casual use may be available'.

Wymondham

Wymondham LC, Norwich Rd, Wymondham, Norfolk, NR18 0NT. 01953 607171.

wymondhamlc@s-norfolk.gov.uk

Wall has three sections of differing gradients, as well as a bouldering room and a teaching wall.

Open Monday to Sunday, please contact reception for daily opening hours. Adults £5.75, under 16s £3.30.



South West

Barnstaple

The Rock and Rapid Adventure Centre, Hacche Mill, South Molton, Devon, EX36 3NA. 0333 600 6001.

www.rockandrapidadventures.co.uk

11m walls and bouldering area. Up to 60 lead/TR routes.

Mon-Fri 1000-2200, Sat/Sun 1000-1800.



Bishops Cleeve

Bishops Cleeve SC, Two Hodges Rd, Bishops Cleeve, Gloucestershire, GL52 4AD. 01242 673581.

Old fashioned raised brick wall. Evenings/weekends.

Bodmin

Vitalise Churchtown, Lanlivery, Bodmin, Cornwall, PL30 5BT. 01208 872148. churchtown@vitalise.org.uk,

www.vitalise.org.uk

52sqm tower with wheelchair abseil and zip wire. Booking required, call centre for details.



Braunton

Braunton School & Comm College, Exeter Rd, Braunton, Devon, EX33 2JL. 01271 812221.

www.braunton.devon.sch.uk

Very limited access, phone first.



beacon
climbing centre

- Lead walls up to 17m high & up to 7m overhanging
- Top roping area with 3 auto belay units
- Extensive bouldering from slabs to full overhangs
- Incredible 12m long bouldering 'routing' roof
- Kids' bouldering area with Tommy the Elephant
- CrazyClimb facility - crazy challenges for all ages
- Café with viewing balcony overlooking the climbing



Cibyn Estate | Caernarfon | **NORTH WALES** | LL55 2BD

www.beaconclimbing.com | 01286 677 322 | info@beaconclimbing.com

ClimbUK
indoor climbing centres



big rock
climbing centre

- Multi-angled lead walls up to 11m high in The Pit
- Extensive top roping area with 2 auto belay units
- 650m² bouldering arena with free standing boulder
- Kids' bouldering area with Tommy the Elephant
- CrazyClimb facility - crazy challenges for all ages
- Expert instruction for all levels & all ages
- Café with seating overlooking the climbing



Mandeville Drive | Kingston | **MILTON KEYNES** | MK10 0AG

www.bigrockclimbing.co.uk | 01908 583 128 | info@bigrockclimbing.co.uk

Climbing Wall **Manufacturing**... www.beaconclimbing.com/walls

Bristol

Bloc Climbing Centre, Unit 2, New Gatton Road, Bristol, BS2 9SH. 0117 9558 508 info@blocclimbing.co.uk

📞 www.blocclimbing.co.uk

Bouldering centre, 10,500sqft, 4.5m competition wall, training area with campus boards, finger boards, stretching mats etc. Mon-Fri: 12-10PM, Sat-Sun: 10-6PM, Bank Holidays: 10-8PM



Undercover Rock, St Werburgh's Church, Mina Rd, Bristol, BS2 9YT. 0117 908 3491. enquiries@undercover-rock.com

📞 www.undercover-rock.com

Dedicated centre. Up to 12m high lead/TR walls. Separate bouldering areas. Mon-Fri 0930-2200, Sat/Sun 0930-1800. £750.



The Climbing Academy, Charlton St, Bristol, BS5 0FD.

0117 9072956. info@theclimbingacademy.com

📞 www.theclimbingacademy.com

750+sqm of dedicated bouldering. Font style circuits and endurance/campus training boards. Mon-Fri 1200-2200, Sat/Sun 1000-1800.



Centre for Sport, University of the West of England, Frenchay Campus, Coldharbour Lane, Bristol, BS16 1QY. 01173 286200.

📞 www.uwe.ac.uk/sport/climbing_wall.shtml

7.5m high freeform overhanging wall and vertical return wall. 8 climbing lanes, leading/TR.

Mon-Fri 1930-2230, Sat 0900-2030, Sun 0930-2100.

£3.00-£4.00.



Redpoint Bristol Climbing Centre, 40 Winterstoke Rd, Bedminster, Bristol, BS3 2NW. 0117 3322222.

info@redpointbristol.co.uk 📞 www.redpointbristol.co.uk

Dedicated centre, 1000sqm+ 12.5m high, 86 lines TR and leading, plus bouldering, an abseil ledge and a cafe with licensed bar. Mon-Fri 1230-2200, Sat 1000-2000, Sun 1000-1900



Buckfastleigh

Dart Rock Climbing Centre, Old Totnes Road, Buckfastleigh, Devon, TQ11 0NF. 01364 644 499. info@dartrock.co.uk 📞

www.dartrock.co.uk

Dedicated centre, over 420sqm of climbing.

Mon-Sun 1000-2200. £5.00.



Exeter

Quay Climbing Centre, Haven Road Exeter, EX2 8AX. 01392 426850

📞 www.quayclimbingcentre.co.uk

climb@quayclimbingcentre.co.uk
Dedicated indoor centre, up to 15m high lead/TR walls. 2 separate bouldering areas, training room and x5 auto belays. Mon-Fri 1000-2200, Sat/Sun 1000-1800.



Gloucester

The Warehouse, Parliament St, Gloucester, GL1 1HY.

01452 302351. 📞 www.the-warehouse.co.uk

Dedicated centre. Up to 13m high lead/TR walls and large bouldering area. Dedicated kids bouldering/party area. Auto belays and Digi wall.

Mon-Fri 1200-2200, Sat/Sun/School Hols 1000-2200. £700.



Hay-on-Wye

Trewern Outdoor Centre, Cusop, Hay-on-Wye, Herefordshire, HR3 5NT. 01497 820512.

office@trewern.bardaglea.org.uk 📞 www.trewern.org.uk

18TR, traverse wall, bouldering. Max. height 5.5m. Open evenings for public use – booking essential.



Ivybridge

Ivybridge Community College, Harford Rd, Ivybridge, Devon, PL21 0JA. 01752 698315.

📞 www.ivybridge.devon.sch.uk Up to 6.5m wall on end of sports hall, 9 lines. Limited opening, phone first.

Newquay

Newquay SC, Yeoman Way, Tretherras, Newquay, TR7 2SL.

01637 875533. 📞 www.newquaysportscentre.co.uk

Wall at end of sports hall and small children's bouldering section. Opening times are restricted. £4.00.



DeadPoint Bouldering Studio, St Columb Ind Est, St Columb Major, Newquay, Cornwall TR9 6SF

0044 7400200200 📞 www.deadpoint.global

Newton Abbot

CRS Adventures CW, CRS Adventures, The Coach House, Holne Park, Ashburton, Newton Abbot, TQ13 7NP.

07891 635964. 📞 www.crsadventures.com

enquiry@CRSAdventures.com

220 sqm lead & bouldering. Tue, Thurs & Sun 1800-2200. £3.00-£5.00.



Northleach

Far Peak Climbing, Far Peak, Northleach, Gloucestershire, GL54 3JL. 01285 721 090. www.farpeakclimbing.co.uk
Description: Dedicated climbing centre with 15m outdoor climbing tower, 7m indoor walls and bouldering area. Over 150 routes for lead/TR and bouldering. equipment hire and dedicated kids traversing area and woodland ropes course. Open all year round, 7 days a week. £6.50 - £10.00.



Paignton

Parkfield Climbing Wall, Parkfield, Colin Road, Paignton, Devon TQ3 2NR. 01803 698900. parkfield@torbay.gov.uk
Entre-Prises climbing wall with 36 lead/ top roping routes and bouldering routes. Tue- Fri 1200-2100, Sat 1000-1800. Open climbing sessions from £4.00.



Penryn

Granite Planet Climbing Centre, Unit 10, Parkengue, Kernick Industrial Estate, Penryn, Cornwall, TR10 9EP. 01326 376633. tony@gpclimbing.com www.gpclimbing.co.uk 70 lines, 3 bouldering areas, campus board and woody area.



Plymouth

MagicWood Climbing Centre, Woodlands Farm, Saint Neot, Cornwall, PL14 6HQ. 07583 116476. www.magicwoodclimbing.co.uk
enquiries@magicwoodclimbing.co.uk

High Sports Plymouth, Plymouth Life Centre, Hope Park, Plymouth. 0845 363 1177. plymouth@high-sports.co.uk
www.high-sports.co.uk
Dedicated centre, 50 lines, 16m lead wall and bouldering hall. 2 auto belay's. Mon-Fri 1000-2200 Sat/Sun 0900-1800. £8.25.



Lipson Community College, Bernice Terrace, Lipson, Plymouth, PL4 7PG. 01752 662997. www.lipson.plymouth.sch.uk
Up to 6.5m high TR/bouldering wall. 182sqm. Thu 1900-2200, Fri 1900-2200. May be closed out of term time. £3.00.



Plymouth YMCA, Kitto Centre, Honicknowle Lane, Plymouth, PL5 3NG. 01752 201918. www.plymouthymca.co.uk
8m x 11m. 13 top ropes slab/chimney/arete/overhang features. Mon 1800-1930 Juniors, 1930-2130 Adults, Tues 1800-2130 Adults, Wed-Fri group bookings. £2.50-£3.50.



Mount Batten CW, Plymouth, PL9 9SJ. 01752 404567 martin.northcott@plymouth.gov.uk
www.mbc.eclipse.co.uk

A hybrid of wall/stabilised quarry. 14 Lead routes F5 to F7a, can be top roped, some artificial holds on quarried limestone with bolt protection and lower offs. Tue/Wed evenings, Saturday.

NICAS

UCP Marjon Sport, Derriford Road, Plymouth, PL6 8BH. 01752 636876. www.ucpmarjon.ac.uk
150 sqm of climbing, 8m high, overhangs and crack lines. 11 lines lead/TR. Bouldering wall. Mon- Fri 0700-2200, Sat/Sun 0900-1700.



Poole

The Project Climbing Centre, The Dolphin Centre, Poole, Dorset, BH15 1UD.

www.theprojectclimbingcentre.co.uk
info@theprojectclimbingcentre.co.uk +44 (0) 1202 660153
Dedicated bouldering centre with over 200 problems and training area. Mon-Fri: 12-10pm, Sat-Sun: 10-8pm



Radstock

Writhlington Sports Centre, Knobsbury Lane, Writhlington, Radstock, BA3 3NQ. 01761 438559. enquiries@writhlingtonsportscentre.co.uk
www.writhlingtonsportscentre.co.uk
8m, 14TR indoor climbing wall. Wed/Thurs 1800-2200, Sat/Sun 0900-1100. £4.95.



Swindon

The Ridge Climbing Wall, Link Centre, Whitehill Way, Westlea, Swindon. SN5 7DL. 01793 445566.

www.leisureinswindon.co.uk/climbing
Main wall 9m up-to 4m overhang, 120 climbs, 39 lines mix of lead and TR, some leader placed protection, bouldering area, separate traversing and training walls. Abseil ledge. Mon 1400-2200, Tue-Fri 1200-2200, Sat/Sun 0900-2000. £7.90 or £6.30 with Swindon Leisure Card. Discount with Annual Membership.



Taunton

Blackbrook Pavilion, Blackbrook Way, Taunton, TA1 2RW. 01823 333435. www.toneleisure.co.uk
48sqm curved resin wall. Mon-Fri 0700-2230, Sat 0800-1800, Sun 0800-2230. £3.30.



Taunton School CW, Staplegrave Road, Taunton, Somerset, TA2 6AD. 01823 349207.

☎ www.tauntonschoolevents.co.uk

sportsclub@tauntonschool.co.uk 10TR/lead with 12 routes and bouldering. Please call or email for more information.



Tavistock

Barn Climbing Centre, Milton Abbot, Tavistock, Devon, PL19

0QP. 01822 870521. ☎ www.barnclimbingwall.co.uk

10m leading and TR walls, 25 lines. Over 110 routes on slabs to 40 degree overhangs. 100 problem freestanding boulder. Training room. £6.00.



Truro

Truro Leisure Centre, College Road, Gloweth, Cornwall, TR1 3GA. 01872 261628.

☎ www.truroleisurecentre.co.uk

Adults Club Fri 1830-2030, Children's Club Sat 0930-1100.



Weymouth

The Aloft, Sea Cadet Training Centre, Barrack Road, Weymouth, DT4 8TZ. 01305775191. ☎ www.climbaloft.org.uk

11m wide, 8m high TR/lead. A wall primarily for youth organisations. Public climbing and courses available. Opening times and info on website.



Wimborne

The Edge, Queen Elizabeth LC, Blandford Rd, Wimborne, Dorset, BH21 4DT. 01202 888208.

☎ www.qe-leisure-centre.co.uk

Up to 7.5m high lead/TR walls, with bouldering cave & The Pump Room. 430 sqm. Mon-Thu 1730-2200 (school hols 0900-2200) £5.60. Fri/Sat/Sun 0930-1830. £4.40.



Wootton-under-Edge

Wootton-under-Edge SC, Kingswood, Wootton-under-Edge, Gloucestershire, GL12 8RB. 01453 842626. Brick TR wall.

Mon-Fri 1815-2015, Sat 1400-1800, Sun 0900-2100. £1.80.



Worcester

Vertical Limit, Simply Active Ltd, Unit 11, Shrub Hill, Worcester, WR4 9EL. 01905 613044. ☎ www.vlimit.co.uk

100 top rope climbs with a vertical height ranging from 7m to 11m, 4.5m high competition boulder wall, lead climbing 2 stage multi pitch. Mon & Fri 1000-2100, Tue-Thur 1000-2200, Sat/Sun 1000-1700. £5.00-£6.50.



Midlands

Audley

Peak Pursuits, Audley Climbing Centre, Nantwich Rd, Audley, Staffordshire, ST7 8DH. 01782 722226.

☎ www.peakpursuits.co.uk

Mon-Fri 1400-2130, School Hols 1000-2130, Sat/Sun/BH 1000-1800. Induction £10.00, entry £4.50.



Portway Lifestyle Centre, Newbury Lane, Oldbury, West Midlands, B69 1HE. ☎ www.slt-leisure.co.uk
Telephone: 0300 0120121.

Brand new facility offering 26 routes from beginner to advanced. 10m height wall with bouldering also available. Facility offers hoist facilities and is able to cater for those with complex disability.



Birmingham

The Ackers, Golden Hillock Rd, Small Heath, Birmingham, B11 2PY. 0121 7725111.

☎ www.ackers-adventure.co.uk

2 free standing outdoor towers walls, floodlit when dark. Variety of angles etc. Disabled facilities.

Mon-Fri 0930-2130, Sat/Sun 0930-1730. £4.00.



Creation Climbing Centre, 582 Moseley Road, Birmingham, B12 9AA. 0121 4498000.

☎ www.creationwall.co.uk

96 Lines. 9000sqft of bouldering, abseil platform. £700.



Redpoint Climbing Centre, 77 Cecil St, Birmingham, B19 3ST. 0121 359 1777 info@redpointclimbingcentre.co.uk

☎ www.redpointclimbingcentre.co.uk

Dedicated centre, 10,000sq ft, 12.5m high, 360+ routes, TR & leading. Extensive RedBloc bouldering centre, instruction & coaching, outdoor courses, AALA Licensed.

Days & times: Mon-Fri & Bank Holidays: 1000-2200, Sat-Sun: 1000-1800



Birmingham Bouldering Centre Arch 30/31 Water Street, Birmingham, B3 1HL. 0121 236 0533.

☎ www.birminghamboulderingcentre.com

Large dedicated bouldering centre.

Mon-Fri 1000-2200, Sat-Sun 1000-1800. £5.00-£700.



Coventry

Bear Rock CC, University of Warwick SC, Coventry, CV4 7AL. 02476 524880.

📞 www2.warwick.ac.uk/services/sportscentre/bear_rock

Dedicated rooms in SC. Bouldering wall in squash court. Up to 13.5m high lead/TR walls.

Mon-Fri 0730-2130, Sat 0900-1730, Sun 1000-1930. £6.10.



Derby

Alter Rock, St. James Church, Malcolm Street, Derby, Derbyshire, DE23 8LU. 01332 367200.

📞 www.alter-rock.co.uk

Dedicated centre, 600sqm climbing plus 100sqm bouldering. 54 lines, approx 140 routes, 50/50 lead and top rope. Adults: £8.00, Under 18s: £5.00.



Derby Arboretum Boulder, DE23 8FN.

📞 www.derbyarboretum.co.uk Open access boulder.

Evesham

Evesham Leisure Centre, Abbey Road, Evesham, Worcestershire. WR11 4ST. 01386 444212.

📞 www.wychavonleisure.co.uk

15 ropes. Mon- Fri 0700-2200, Sat/Sun 0800-1800. £4.80.



Leicester

Leicester Outdoor Pursuits Centre, Loughborough Road, Leicester LE4 5PN

📞 www.lopc.co.uk

info@lopc.co.uk 0116 268 1426 Prices: £6-7.50 Opening times vary, please see website or phone for more details.

The Tower CC, Leicester Leys LC, Beaumont Way, Beaumont Leys Leicester, LE4 1DS. 0116 2333074.

📞 www.thetowerclimbingcentre.co.uk

3 dedicated rooms in SC. Bouldering on balcony, beginner area in squash court and 15m high lead/TR walls. 600sqm. Mon-Fri 1400-2130, Sat 1000-1700, Sun 1000-1600. £6.00.



Loughborough

The Climbing Station, Empress Rd (Off Moor Lane), Loughborough, LE11 1RH. 01509 217 636 info@theclimbingstation.com

📞 www.theclimbingstation.com

800sqm of bouldering, 10TRs and kids area.

Mon-Fri 1100-2200, Sat 1000-1800, Sun 1200-1800.



Moat Community College, Maidstone Rd, Leicester, LE2 0TU. 0116 2625705. 📞 www.moat.leicester.sch.uk

Mon-Thu 0900-2100, Sat 0900-1700. Phone for other details.



Martley

Sport Martley Climbing Wall, Martley, Worcestershire,

WR6 6QA. 01886 888999. 📞 www.wychavonleisure.co.uk

15 belays, 1 bouldering wall, 1 traverse wall.

Mon-Fri 1600-2200, Sat-Sun 0900-1700. £4.80.



Newcastle-under-lyme

Keele University, The LC, Keele, Newcastle, ST5 5BG.

01782 583368. 📞 www.keelefm.co.uk/leisure.php

Moulded concrete bouldering wall on balcony.

Mon-Fri 0900-2200, Sat/Sun 1000-1800. £2.50.



Chesterton Community Centre, Castle St, Chesterton, Newcastle-under-Lyme, ST5 7LP. 01782 563716.

📞 www.chestertonsportscentre.org.uk

Bolt-on hold traversing wall. Mon-Fri 1700-2200,

Sat-Sun 0900-1700. Check for availability.

Newport

Shropshire Climbing Centre, The Malthouse, Springfield Industrial Estate, Newport, TF10 7EZ. 01952 814 566.

📞 www.newportrock.com

Dedicated climbing centre, 350sqm of bouldering, Font style circuits, 10 roped lines. Mon-Fri 1400-2200, Sat/Sun 0930-1900.



Northampton

Danes Camp LC, Clannell Rd, Northampton, NN4 0RX. 01604 837200. Traverse wall and old style wall (1987) in LC. Phone for times.



Quinton House School, Upton Hall Upton, Northampton, NN5 4UX. 01604 752050.

nicki.sparrow@quintonhouseschool.co.uk. 7.5m high by 5m wide, 5 lines. Contact school for opening times and prices.

The Pinnacle Climbing Centre, Unit 1, Minton Business Centre, Main Road, Far Cotton, Northampton, NN4 8ES. 01604 875996. climbing@thepinnaclecentre.co.uk

📞 www.thepinnaclecentre.co.uk

1200sqm, 50 lines, 12.5m lead/TR, bouldering, training area, multi-pitch and abseiling, dry tooling nights.

Mon-Fri 1000-2200, Sat/Sun 0900-2000. Price: £8.50



Benham Sports Arena, King's Park Road, Moulton Park, Northampton. NN3 6LL. 01604 494100.
murray@actioncentres.co.uk
7m with 11 TR/Lead lines. Mon-Sun 0500-2200. £6.50.



Oswestry

Oswestry Climbing Centre, Unit 11 Maesbury road, Oswestry, Shropshire, SY10 8HA 01691 652 489
support@oswestryclimbingcentre.co.uk
☎ www.oswestryclimbingcentre.co.uk
U16's: £4.50-£6, 16+: £5.50-£8.00



Rugby

Ken Marriott SC, Bruce Williams Way, Cromwell St, Rugby, CV22 5LJ. 01788 535851.

☎ www.dcleisurecentres.co.uk/sites/kenmarriott/home
1970s brick wall, very fingery. 8TR. 13m wide x 10m high.
1900-2100 Tues (16yrs+). Mon 1600-1800,
Tue 1600-1900, Thu 1600-1900.



Rutland Water

Rockblok, Whitwell Leisure Park, Bull Brig Lane, Rutland Water, LE15 8BL. 01780 460060.

☎ www.rockblok.co.uk 8m high outdoor tower for lead/TR.
128sqm. Abseil facility. Mon/Wed/Fri/Sat/Sun 0900-1800, Tue/
Thu 0900-2000. £5.00.



Sharnbrook

SUS-Climbing, Sharnbrook Upper School, Odell Rd, Sharnbrook, Beds, MK44 1JL. 01234 782211.

☎ www.sus-climbing.co.uk
thorne@sharnbrook.beds.sch.uk 6.5m wall with 9TR/lead
climbs, abseil ledge, natural protection lead facility. Thurs 1800-
2130, Sun 1100-1700. £4.00.



Shepshed

Hind Leys Community College, Forest St, Shepshed, LE12 9DB. 01509 504511. ☎ www.hind-leys.leics.sch.uk
10m high wall. Contact centre for other details.

Shrewsbury

Shrewsbury Sports Village, The Guildhall, Frankwell Quay, Shrewsbury, SY3 8HQ. 01743 281000.
general@shrewsbury.gov.uk. £5.40.



Solihull

Solihull Sixth Form College, Widney Manor Rd, Solihull, B91 3WR. 0121 7042581. ☎ www.solihullsfsc.ac.uk
Basic wall on side of sports hall. Contact college for details.

Stafford

Balfour CW, Sir Graham Balfour School, Stone Rd, Stafford, ST16 1NR. 01785 223490. Up to 6m high brick wall with bolt-ons. Contact school for other details.

Stoke-on-Trent

Awesome Walls Stoke, Sefton Road, Longton, Stoke-on-Trent. ST3 5LW. 01782 341 919. stoke@
awesomewalls.co.uk ☎ www.awesomewalls.co.uk
900sqm of bouldering over 2 floors. Slabs, vertical walls,
traverses and massive overhanging roof.
Meeting/Party room, Cafe, Wi-fi, Shower, Car park
Mon - Fri 1000-2200, Sat-Sun 1000-2000.
Adult member £700 Membership FREE



Kilnworx Climbing Centre, Wycliffe Hall, Wycliffe Street, Burslem, Stoke-on-Trent, Staffordshire, ST63ET.
0845 2242208. climb@kilnworx.co.uk

☎ www.kilnworx.co.uk Dedicated centre with lead & TR,
central monolith up to 13m 33 lines.
Mon-Fri 1000-2200, Sat-Sun 1000-2000. £5-8.00.



Peak Pursuits, Audley Climbing Centre, Nantwich Rd, Audley, Stoke on Trent, Staffs, ST7 8DH. 01782720546
☎ www.peakpursuits.co.uk

50 TR/Lead lines up to 8m, traversing and bouldering.
Mon-Fri 1400-2130, School Hol 1000-2130.
Sat/Sun/Bank Hol 1000-1800. £4.50.



Staffordshire University, Sir Stanley Matthews SC, Leek Rd, Stoke-on-Trent. 01782 294124. ☎ www.sumc.co.uk
Contact Club for open times. Free, but requires membership
of the mountaineering club. Open to non-students. Small
top-ropeing wall, 60sqm with 6 lines.



Stoke-on-Trent Boulder, Central Forest Park, Chell Street, Hanley, Stoke-on-Trent, ST1 6BD. Open access boulder.

Stourbridge

Crystal LC, Bell St, Stourbridge, DY8 1AE. 01384 812910.
☎ www.dudley.gov.uk

Bouldering room with a variety of angled walls.
Mon-Sun 0900-2200. £3.10 for 2 hours. Juniors £2.20.



Walsall

Bentley Climbing Tower, Bentley Leisure Pavilion, Bentley Rd North, Walsall, WS2 0EA. 01922 616165. Up to 9m high outdoor block floodlit tower. Mon-Fri 1800-2100, Sat/Sun 1600-1800. £2.00.

DIRECTORY

Warwick

St Nicholas Park LC, Banbury Rd, Warwick. 01926 402352.
Up to 7m high wall. Managed by Warwick Climbing Club.
Mon-Sat 0700-2100 if booked or public access
Mon/Wed 1900-2130. £2.40.



West Bromwich

Boulder Central, Richmond Street South, West Bromwich,
B70 0DG. 0121 448 3736. www.bouldercentral.co.uk
info@bouldercentral.co.uk 800sqm of bouldering, top out
boulder, 7 top rope lines, training facilities, fitness studio.
Mon-Fri 1200-2200, Sat 1000-2000, Sun 1300-2000. £5.00-£7.00.



Wolverhampton

Wolf Mountain CC, Paget Road, Wolverhampton,
WV6 0DU. 01902 711186. www.wolfmountain.co.uk
Dedicated centre with over 750sqm of climbing, up to 12m
high lead/TR walls with 50+ lines and extensive bouldering
area. Wolf Mountain also offers indoor caving and archery.
Mon-Thurs 1000-2200, Fri 1000-2100, Sat/Sun 1000-1800.



Peak District

Buxton

White Hall Centre, Long Hill, Buxton, Derbyshire, SK17 6SX.
01298 23260. www.derbyshire.gov.uk/education/activity-centres/white_hall_centre/default

Freeform overhanging bouldering wall and 4m central tower
bottom roping wall. Available for group bookings, phone for
details. Sun 1730-2130. £4.00.

Chesterfield

The Healthy Living Centre, Barlow Rd, Staveley,
Chesterfield, S43 3XR. 01246 345666.

www.chesterfield.gov.uk/healthylivingcentre
17 routes at 10.5m. 4 Auto belays. Small bouldering room.
Mon-Fri 0630-2200, Sat 0800-1800, Sun 0900-2000. £4.50.



Glossop

Glossop LC, High St East, Glossop, SK13 8PN. 01457 863223.

www.glossop.com/virtual_glossop/sports/glc

Moulded concrete bouldering wall on balcony.
Mon-Fri 0900-2230, Sat 0900-2000, Sun 1000-2100. £2.20.



Grantham

Grantham Meres LC, Trent Rd, Grantham, NG31 7XQ.

01476 581930. www.leisureconnection.co.uk

Come and try sessions - instructor led. 16 lines on two walls,
with bouldering on each wall. Mon-Sun 0900-2100. £5.50.



Peak District

Lincoln

The Showroom Climbing Centre, Tritton Road,
Lincoln LN6 7QY. 01522 508376.

www.theshowroom.org.uk 8m, 380sqm dedicated
centre, TR/Lead climbing with in-situ bolts. £2.00
membership fee.



The Ascent Climbing Wall, North Kesteven Centre, Moor Lane,
Lincoln, LN5 9AX. 01522 883311. www.nkoutreach.co.uk
13 lines, 2 overhangs, 1 step challenge, 26 routes &
room traverse. Mon-Fri: 7am till 9pm. Instructed session
times: Mon 1630-1830, Tue 1800-2000, Wed 1630-1830 &
1830-2030, Thu 1800-2000, Fri 1730-1930 & 1930-2100



Longnor

Upper Limits, Longnor, Staffs, SK17 0NZ.

01298 83149/83857. www.leek.ac.uk/upper-limits

Small bouldering wall. 100sqm.

Daily 1000-1600, Mon/Wed/Fri 1800-2130.



Louth

Cordeaux High School, North Holme Rd, Louth, LN11 0GH.
01507 606555. <http://atschool.eduweb.co.uk/cordeaux>
Block with rock insert tall wall. No formal public access but
individuals are advised to ring to make arrangement for use.

Nottingham

Nottingham CC, The Old Pool, Rawson St, New Basford,
Nottingham, NG7 7FR. 0115 9988233.

www.nottingham-climbing.co.uk

Dedicated centre. Up to 10m high lead/TR walls with
extensive bouldering. 600sqm. Mon-Fri 1000-2200,
Sat/Sun 1000-1900, BH 1000-1800. £4.50-6.50.



Nottingham Trent University, Lee Westwood Sports Centre,
Clifton Campus, Clifton Lane, Nottingham, NG11 8NS

01158483953 www.ntu.ac.uk/sport

Beeston Youth Centre, West End, Beeston, Nottingham,
NG9 1GL. 0115 9254575. ian.hayes@nottscg.gov.uk
About 60sqm of bouldering wall. Contact centre for
availability. £2.00.



Meadows Youth & Community Centre, Wilford Cres East,
The Meadows, Nottingham, NG2 2EA. 0115 9861248.
Traverse wall on inside of sports hall. 15m long. No formal
access to public but may be worth a call.

The Depot Climbing Centre Nottingham, 4 King Edward Street, Nottingham, NG1 1EU. 0113 3459295
info@theclimbingdepot.com www.theclimbingdepot.com
Dedicated bouldering centre with over 1000sqm of bouldering. 250+ problems. 30m long competition wall, training area with campus boards, 30 degree and 45 degree boards and huge circuit board.
Mon-Fri 1100-2200, Sat/Sun 1000-2000, BH 1000-2000.



Rotherham

High Sports Rotherham, Rotherham Leisure Complex, St. Ann's Road, Rotherham. 0845 363 1177.
www.high-sports.co.uk Dedicated centre with extensive 14.5m lead, TR climbing plus new Tru-Blue auto belay.
Mon-Fri 1300-2100, Sat/Sun 1000-1830. £6.15.



Sheffield

Awesome Walls Climbing Centre Sheffield, Garter Street, Sheffield, S4 7QX. sheffield@awesomewalls.co.uk

www.awesomewalls.co.uk
The first BMC designated National Performance Centre. 2,200sqm climbing surface, 104 lines. 23m length competition wall (overhanging by 12m!), 3 extensive bouldering areas, kids climbing zone, auto belays, climbing shop, 70+ car parking spaces, cafe, shower, wi-fi, party area.
Mon-Fri 1000-2200, Sat-Sun 1000-2000. Adult member £8.00, membership FREE.



The Foundry, Unit 2, 45 Mowbray St, Sheffield, S3 8EN.
0114 2796331. wall@foundryclimbing.com

www.foundryclimbing.com
10,000sqft of climbing surface: 25TR, 23 Lead Lines, bouldering walls. Winter: Mon-Fri 1000-2200, Sat/Sun 1000-2000
Summer: Mon-Fri 1000-2200, Sat/Sun 1000-1800 £6.80.



The Climbing Works & Mini-Works, Centenary Works, Little London Road, Sheffield, S8 0UJ. 0114 2509990.

www.climbingworks.com info@climbingworks.com
Wall details: Over 15,000 sq ft of bouldering over two centres. The original Climbing Works offers 10 Fontainebleau style circuits from Font 4 to 7c and a Berghaus Competition wall that has 30 problems set up to World Cup standards. The Mini-Works is the expansion of the original Climbing Works, offering a more child & complete beginner friendly centre. Excellent coffee. Instruction and shoe hire available.
Opening times: Mon-Fri: 10am-10pm, Sat-Sun: 10am-8pm



Matrix Bouldering Wall, Goodwin SC, Northumberland Rd, Sheffield, S10 2TY. 0114 2226999.

www.sport-sheffield.com/Get-Involved/By-sport/Bouldering
Dedicated bouldering wall, featured walls including unusual ball feature, woodie and campus board. Around 80 problems re-set regularly.
Mon-Fri 0730-2200, Sat/Sun 0900-1700. From £3.00



Open Access Boulders. Sheffield has loads of these, including: Heeley Millenium Park Boulders, S2.

www.heeleypark.org
Ponderosa Boulder, off Crookes Valley Road, S3; St. Mary's Church Boulder, St. Mary's Gate/Bramall Lane, S2; Montague St. Boulder (aka the Vine Boulder), off Cemetry Road, S11.

Stamford

Tallington Lakes Climbing, Tallington Lakes Leisure Park, Barholm Road, Tallington, Stamford, Lincolnshire, PE9 4RJ. 01778 34 7000. www.tallingtonlakesproshop.com
15m climbing tower with TR and lead, including beginners slab and 30 degree overhang, plus 2 half-height 7m lines.
Mon-Sun 1000-1900.



Wirksworth

The Face CW, Wirksworth LC, Hannage Way, Wirksworth, DE4 4JG. 01629 824717.
wirksleisurecentre@derbyshiredales.gov.uk.

www.derbyshiredales.gov.uk
Up to 10m high lead/TR walls. 180sqm. Separate bouldering area. Mon-Thurs 0800-2230, Fri 0800-2200, Sat 0900-1730, Sun 0900-1700. £7.45



North West

Blackburn

BoulderUK, 10a Heaton St, Blackburn, BB2 2BF.

01254 693056. www.boulderuk.info
Dedicated bouldering facility in 2 rooms. 250sqm plywood walls. Very regular problem changing.
Mon-Fri 1200-2200, Sat/Sun/BH 1000-2000. £5.50.



Blackpool

Blackpool SC, West Park Drive, Blackpool, FY3 9HQ.

01253 478474. www.sportblackpool.co.uk
Brand new freeform and wood wall and bouldering. More info on website. Mon-Sun 0930-2230.



Blackpool Climbing Towers, Base Camp, Central Corridor, Unit 1, George Bancroft Park, Off Stansfield Street, Blackpool, FY1 6JB. www.sportblackpool.co.uk
6 outdoor concrete monoliths up to 20m high lead walls. Additional bouldering. Mon-Fri 1800-2100, Sat/Sun 1030-1630.



AWESOME WALLS

CLIMBING CENTRES



LIVERPOOL



STOCKPORT



STOKE



SHEFFIELD

BMC
ASSOCIATE MEMBER

AALA
ADVENTURE ACTIVITY
ASSOCIATION



AWCC LIVERPOOL
0151 298 2422

AWCC DUBLIN
+353 1 880 0088

AWCC STOCKPORT
0161 494 9949

AWCC SHEFFIELD
0114 244 6622

AWESOMEWALLS.CO.UK

AWCC STOKE
01782 341 919

In a back street in Liverpool a small wall was created in 1998 by a passion to prove to the world that climbing walls can be fun and inspiring places to climb and train. Awesome Walls Climbing Centres aim to provide frequent well set routes and boulder problems in a clean and friendly atmosphere!

Bolton

Bolton One, the University of Bolton, Moor Lane, Bolton, BL3 5BN, 01204 490 3172. www.bolton.ac.uk/Sport
17m wall with 9TR lines with leading to be made available soon. Mon-Fri 0900-2200, Sat 1000-1700, Sun 1000-2000. £5.00.



Burnley

Barden Community Association, Barden High School, Heald Rd, off Barden Lane, Burnley, BB10 1JB.
01282 831394. Boulderling wall.
Mon/Tue 0915-2200, Wed 0915-1700 & 1900-2200, Thurs/ Fri 0915-2200, Sat 1300-2030, Sun 0915-2030. IMPORTANT - being based in a school there are some times when curriculum lessons take place.

Clitheroe

Roefield LC, Edisford Rd, Clitheroe, BB7 3LA.
01200 442188. www.roefield.co.uk
Up to 9m high lead/TR wall with bouldering.
Mon-Fri 0700-2200, Sat 0900-1730, Sun 0900-2100. £3.20.



Crewe

South Cheshire College, Danebank Ave, Crewe, CV2 8AB.
01270 654654. www.s-cheshire.ac.uk
graham.chafer@scc.ac.uk Scale the heights at South Cheshire College's new climbing centre. ideal for birthday parties and team building sessions.
Mon: 7-10pm, Tues: 6-9pm, Weds: 6-9.30pm, Fri: 6-9pm
Sat: 9.30am-10pm Adult: £6.00, Child: £3.00



Liverpool

Rydal Bankhall Youth Centre, 384 Stanley Rd, Kirkdale, Liverpool, L20 2AG. 0151 9224220. 48sqm moulded concrete bouldering wall. Contact centre for details.

Awesome Walls Climbing Centre Liverpool, St Albans Church, Athol St off Great Howard St, Liverpool, L5 9TN.
0151 2982422. liverpool@awesomewalls.co.uk
www.awesomewalls.co.uk
1,800sqm climbing surface, 13.5m high lead/TR walls, 73 lines, 7 separate bouldering areas, Dry tooling area, Meeting/Party room, Cafe, Wi-fi, Shower, Car park.
Mon-Fri 1000-2200, Sat/Sun 1000-2000. Adult member £8.00 Membership FREE



Liverpool University SC, Bedford St North, Liverpool, L7 7BD.
0151 7943307.

The Climbing Hangar Liverpool, 6 Birchall Street, Liverpool, L20 8PD, off Sandhills Lane. 0151 345 0587.
www.theclimbinghangar.com

2 large bouldering arenas, traversing area, 8TR lines.
Mon-Fri 1000-2200, Sat/Sun 1000-2200. £7.00.



Manchester

Chill Factor Climbing Wall, Trafford Way, Trafford Quays Leisure Village, Manchester, M41 7JA. 0161 749 2222.

www.chillfactor.com/climb

Standing at 12m high with a climbing height of 10m. 10 climbing lines with 17 routes. Our climbing wall offers people of all abilities an exciting experience. Climbing packages for anyone 5 years and over, suitable for new and experienced climbers. We also have a Kids Climbing Academy. Mon-Fri 1400-2000, Sat/Sun 1030-1900. Prices from £7.00.

Manchester CC, St Benedicts Church, Bennett Street, Manchester, M12 5ND. 0161 230 7006.

info@manchesterclimbingcentre.com

www.manchesterclimbingcentre.com

Up to 20m high lead/TR walls, Over 70 lines, 2 bouldering areas, training rooms. Mon-Fri 1000-2200, Sat/Sun 1000-1800.



Rock Over Climbing, 45 Julia Street, Manchester M3 1LN.

0161 288 1218. www.rockoverclimbing.co.uk

Dedicated bouldering centre, Mon-Fri 1200 - 2200, Sat/Sun 1000 - 2000. £6.70.



Vertical Chill Ice Wall, 130 Deansgate, Manchester, M3 2QS.

0161 837 6140. www.vertical-chill.com

vertical.climbmanchester@ellis-brigham.com

Ice climbing wall running through the shop's 2 floors.

8m high. Learn to ice climb £50.00. Tues 1230-1730, Wed & Fri 1030-1730, Thurs 1030-1830, Sat 1000-1700, Sun 1200-1600.



Victorian Park boulder, Stretford Manchester.

Oldham

Oldham SC, Lord St, Oldham, OL1 3HA. 0161 621 3220.

www.oldham.gov.uk/community/sport_and_leisure

15ft high bouldering wall in separate room.

Mon-Thu 0900-2200, Fri/Sat 0900-2100, Sun 0900-1700. £3.00.



Preston

West View Climbing & LC, West View, Ribbleson, Preston, PR1 5EP. 01772 796788. Overhanging lead walls, extensive bouldering, beginner/disability slab, 30TR.

Mon-Fri 0900-2200, Sat/Sun 0900-2100. £6.00.



Rochdale

New Dimension, Balderstone Community School, Queen Victoria St, Rochdale, OL11 2HJ. 01706 751500.

Curved resin bouldering wall and 8m lead/TR wall. 200sqm.
Mon-Fri 1800-2200, Sat 0900-1500. £3.50.





- 10m and 13m walls
- 50 routes
- Bouldering wall

**FREE registration
and 1st climb with
this advert!**

www.energiseyork.com



energise
CLIMBING WALL

INDOOR CLIMBING

The Enterprise built climbing wall at Evesham Leisure Centre with 17 top rope & lead lines, competition area, resin feature wall, verticals & slabs, provides an exciting challenge for both experienced & novice climbers. All ages/abilities catered for.

Junior Climbing
Advanced Coaching
Regular Route Setting
50+ Routes
Climbing Parties
Competitive Entry Prices
Great Value Gear Hire



Evesham Leisure
Centre. Abbey
Road, WR11 4SU
T 01386 444212



**HOLDS
VOLUMES
MATING
FIXINGS**



Climb Rochdale, Apollo House, 11-31 School Lane, Rochdale, OL16 1QP. 01706 524450.

📍 www.climbrochdale.com, Dedicated centre. Lead/top roping with 40+ routes, 500sqm bouldering plus beginners area. Mon-Fri 1000-2200, Sat/Sun 1000-1800, Sat/Sun 1000-1800. Adult £6.00, Concession £5.50, Under 16 £5.00.



Runcorn

Castlefields Boulder, Phoenix Park, Runcorn WA7 2NY. Open access boulder.

Salford

Salford University LC, University Rd, Salford, M5 4WT. 0161 7376206. Dedicated room 300sqm wall surfaces. Bouldering and lead/TR up to 8.2m. Mon-Fri 1000-2200, Sat 1000-1700, Sun 1000-1600. £4.00.



Southport

Southport YMCA, 81 Hoghton St, Southport, PR9 0PR. 01704 538317. 10m high bouldering & TR wall in converted squash court. Mon-Fri 0800-2200, Sat/Sun 0900-19.00. £3.70.



Stockport

Rope Race Climbing Centre, Goyt Mill, Upper Hibbert Lane, Marple, Stockport, SK6 7HX. 0161 426 0226.

📍 www.roperace.co.uk

Dedicated climbing centre – 1,100sqm of climbing, 20m featured pod wall – ENP placements for lead climbing, 18m overhanging lead/TR. 600sqm of bouldering - training cellar and Lounge. Mon-Thurs 1000-2200, Fri 1000-2100, Sat & Sun 1000-1800.



Awsome Walls Climbing Centre Stockport.

The Engine House, Pear Mill, Stockport Rd West, Lower Bredbury, Stockport, SK6 2BP. Tel/fax: 0161 494 9949

📍 www.awesomewalls.co.uk stockport@awesomewalls.co.uk 2,000sqm climbing surface, 13.5m high lead/TR walls, 23m tall wall area. Free standing fin. 78 lines, 7 separate bouldering areas, Dry tooling pole, Meeting/Party room, Cafe, Wi-fi, Shower, Car park. Mon-Fri 1000-2200, Sat/Sun 1000-2000. Adult member £8.00, membership FREE.



Warrington

Great Sankey CW, Barrowhall Lane, Great Sankey, Warrington, WA5 3AA. 01925 813736.

160ft traversing wall with 60ft multi-route roof and practice placements for friends, nuts etc. Mon-Fri 0800-2200, Sat 0900-2000. £2.70.



The North West Face, St Ann's Church, Winwick Rd, Warrington, WA2 7NE. 01925 650022.

📍 www.northwestface.com Dedicated centre. Various lead/TR walls with over 50 lines. Separate bouldering. Mon-Fri 1000-2200, Sat-Sun 1000-1800. £6.00.



Widnes

BeBOULDER, Waterloo Road, Widnes. WA8 0QF. 0151 423 0706. beboulder@hotmail.co.uk

📍 www.be-boulder.co.uk

Dedicated bouldering centre, variety of grades and angles. Mon-Fri: 12pm-10pm, Sat: 10am-8pm, Sun: 10am-6pm. Adult: £7.50. Child/Concessions: £6.50



The Widnes Boulder, Victoria Park, Widnes, WA8 6PX. Open access boulder.

Yorkshire

Brighouse

ROKT Climbing Gym, Sugden's Old Flour Mill, Mill Royd Street, Brighouse, West Yorkshire, HD6 1EY. 01422 893 710. info@rokt.co.uk 📍 www.rokt.co.uk

TR 18m (90 lines), Lead 20m (15 lines), Beginners Slab 20m (6 lines), Circuit bouldering, boulder field & traverse bouldering, roofed chamber bouldering, cave with roof and competition bouldering room.

Mon-Fri 1000-2200. Sat-Sun 1000-2000.



Castleford

Ellis Brigham Climbing Wall and Skyride Xscape Building Colorado Way, Glasshoughton, Castleford, WF10 4TA. 01977 555124. 📍 www.vertical-chill.com

A 15m tower with 30+ lines on top rope and auto belays. Instructor lead session from £8.00 per session. Open Climbing (over 18s only) from £6.00 per day. Skyride aerial assault course 15m above the foyer £8.00.



Cleethorpes

The Lindsey School, Grainsby Ave, Cleethorpes, DN35 9NX. 01472 500123. 📍 www.lindseyclimbingclub.co.uk 7m high wall at end of gym, 2 overhangs, 5 routes, bouldering. Thu 1930-2130 only. £1.50.



Harrogate

Harrogate Climbing Centre, Valley House, Hornbeam Park Avenue, Hornbeam Park, Harrogate HG2 8QT.

01423 815024. 📍 www.harrogateclimbingcentre.com

65TR/lead lines, up to 13m high. Dedicated bouldering area. Training facilities. Mon-Fri 1000- 2200, Sat 1000-2000, Sun 1000-1800.



Huddersfield

Huddersfield SC, Southgate, Huddersfield, HD1 1TW.
01484 223630. www.kirkleesactive.co.uk
Dedicated room. Up to 10m lead/TR walls, 20 top ropes, with additional bouldering. 300sqm.
Mon-Fri 0730-2200, Sat 0900-2030, Sun 0815-2100. £4.80.



Hull

Rockcity, Hawthorn Ave, Hull, HU3 5JX
01482223030. www.rockcity.co.uk
Dedicated centre with 60+ lead/TR lines, 200+ boulder problems. New Solo Wall, steepest and longest indoor routes in the UK! Mon-Fri: 1000-2200, Sat-Sun: 1000-1900.
Prices: £4.00-8.50



Ingleton

Inglesport CW, The Square, Ingleton 3EB. 01524 241146.
www.inglesport.co.uk/wall Dedicated centre. 2 lead towers, up to 13m high. 2 separate bouldering areas.
Mon-Thu 0900-2200, Fri 0900-1730, Sat/Sun 0900-1630. £5.00.



Leeds

Aireborough LC, The Green, Guiseley, Leeds, LS20 9BT.
01943 877131. LSPaireborough.sport@leeds.gov.uk
9 lines for lead/TR but primarily a bouldering wall.
Mon-Sun 0830-2200. £3.40.



Carnegie Annex, Headingley Campus, Leeds Metropolitan University, Church Wood Ave, Leeds, LS6 3QS.
0113 2833160. Bouldering wall. Mon-Fri 0900-2200, Sat 0900-1900, Sun 0900-2100. £3.00.



CityBloc, Airedale Industrial Estate, Kitson Road, Leeds, LS10 1NT. 0113 3912652. info@citybloc.co.uk

www.citybloc.co.uk
Dedicated bouldering centre with 150 problems set monthly by nationally acclaimed route setter Ben Meeks. 50 degree 'Beastmaker' training board, bespoke training and conditioning area. The best local knowledge and training advice from owners - former BMC British Bouldering Team members. Mon-Fri: 1200-2200, Sat-Sun: 1000-1800



The Leeds Wall, 100a Gelderd Rd, Wortley, Leeds, LS12 6BY.
0113 2341554. www.theleedsdwall.co.uk
Dedicated climbing centre with 65 lead/TR lines. Separate bouldering, training facilities, abseil and dry tooling areas.
Mon-Fri 1000-2200, Sat/Sun 1000-2000(1800 summer).



The Depot Climbing Centre, 173 Richardshaw Lane, Stanningley, Pudsey, Leeds, LS28. 0113 345 9295.
www.theclimbingdepot.com
Dedicated bouldering centre with over 1000sqm - 250+ problems. Weekly resets. Training board, conditioning room, campus board, Olympic rings.
Mon-Fri 1200-2200, Sat/Sun 1000-2000.



Scunthorpe

West Common Youth Sports Hall, West Common Lane, Scunthorpe, DN17 1DS. 01724 865407. WestCommonyc@northlincs.gov.uk Lead/TR wall. Phone for times.

York

Energise, Cornlands Road, York, YO24 3DX. 01904 552424.
www.energiseyork.com energise@york.gov.uk
Mon/Tue/Thur/Fri 0700-2200, Wed 1200-2200, Sat 0800-1800, Sun 0800-2100.



The Red Goat Climbing Company, 6, Redeness Street, York, YO31 7UU. 01904 731548. www.redgoatclimbing.co.uk
www.facebook.com/theredgoatclimbingwall
6,000sqft of bouldering. Mon-Fri 1100-2200, Sat/Sun 1000-2000.



Lake District

Ambleside

University of Cumbria Climbing Wall, The Sports Centre, University of Cumbria, Rydal Road, Ambleside, Cumbria, LA23 2BQ. 015394 30210.
Ambleside.Sportshall@cumbria.ac.uk
www.cumbria.ac.uk. Moulded concrete bouldering wall in dedicated room. Mon-Thu 1200-2130, Fri 1200-2000, Sat 1200-1730. Term time only. £3.00.



Ambleside Climbing Wall, 101 Lake Road, Ambleside, LA22 0DB. 015394 33794.
www.adventurepeaks.com
10.5m Lead/TR wall with 16 lines, separate bouldering room 45+ routes. Mon-Sun 1000-2130.



Barrow-in-Furness

The Park LC, Greengate St, Barrow-in-Furness, LA13 9DT.
01229 871146. www.barrowbc.gov.uk/Default
Up to 9m high lead wall & curved resin bouldering wall. 60sqm. Mon-Fri 0900-2100, Sat/Sun 0900-1800. £2.00.



Carlisle

Eden Rock, 9 Brunel Way, Durranshill Industrial Estate, Carlisle, Cumbria CA1 3NQ. 01228 522127
info@edenrockclimbing.com

📞 www.edenrockclimbing.com

Dedicated bouldering centre with over 1000sqm of bouldering. 250+ problems. Huge competition wall, 10m cave and 15m circuit board. Beastmaker training room with 45 degree and 55 degree training boards, campus boards and bespoke Beastmaker training equipment.
Mon-Fri: 10am-10pm Sat-Sun: 10am-8pm Bank Hol: As normal.



The Sands Centre, Carlisle, CA1 1JQ. 01228 625222.

📞 www.thesandscentre.co.uk/sportsand recreation

7m high lead/TR curved resin walls. Concrete bouldering cave. 154sqm. Mon-Sun 0930-2130. £3.00.



St Aidans County High School, Lismore Place, Carlisle, CA1 1LY. 01228 607587. 📞 www.st-aidans.cumbria.sch.uk
180sqm curved resin wall up to 7.5m high.
Mon-Fri 1700-2200, Sat/Sun 0930-1730. £3.50.



Cockermouth

Cockermouth SC, Castle Gate Drive, Cockermouth, CA13 9JR. 01900 823596. "Best suited ...to boulderers"
Mon-Fri 0800-2200. Sat/Sun/BH 0900-1700. £2.05.

Egremont

Wyndham SC, Wyndham School, Main St, Egremont, CA22 2XZ. 01946 821038. Up to 7.5m high lead/TR walls.
Bouldering wall & beginners' slab. 322sqm. Mon-Fri 1000-2200, Sat 0930-1630, Sun 1000-1300. £3.00.



Kendal

The Lakeland Climbing Centre, Unit 27, Lake District Business Park, Kendal, LA9 6NH. Tel: 01539 721766.
info@kendalwall.co.uk 📞 www.kendalwall.co.uk

The Lake District's largest climbing centre boasting the tallest wall in the country at 25m, Europe's first indoor Via Ferrata and Kendal CrazyClimb. Over 200 routes and 250 bouldering problems. Superb bouldering rooms, beginners and family rooms, training room, 25m abseil, conference facilities, café and shop. Outdoor sessions also available.
(Sept - Apr) Mon to Fri 1000 - 2200. Sat/Sun/BH 1000 - 1900
(May - Aug) Mon to Fri 1000 - 2200 Sat/Sun/BH 1000 - 1700



Keswick

Keswick CW, Goosewell Farm, Keswick. CA12 4RN.

017687 72000. 📞 www.keswickclimbingwall.co.uk

info@keswickclimbingwall.co.uk. Dedicated centre, 7m high, 23 lead lines, 35TR, with 110sqm bouldering area.
Tue-Thu 0900-2100, Fri-Mon 0900-1700. Members £5.00.



Calvert Trust, Little Crossthwaite, Underskiddaw, Keswick, CA12 4QD. 017687 72255.

📞 www.calvert-trust.org.uk/keswick

Must be pre-booked but included as it is one of the very few walls specifically designed for disabled use with moveable slab and abseil window.

King Kong Climbing Centre, Heads Road (Behind Planet Fear Shop), Keswick, Cumbria CA12 5EZ

017687 75907 📞 www.kingkongclimbingcentre.co.uk

Climbing centre with lead/TR area, bouldering area, ice wall, caving system and kids hard play area.



Penrith

Distant-Horizons, Leeming Farm, Watermillcock, Ullswater, Penrith, Cumbria, CA11 0JJ. 📞 www.distant-horizons.co.uk
017684 86465

We offer private instruction and group sessions with a qualified instructor. For more information on prices and bespoke sessions, please contact us or visit our website.



Eden Valley CW, Eden Valley SC, Southend Rd, Penrith, CA11 8JH. 01768 863450. 📞 www.evmc.co.uk

SC wall in dedicated room. 8m lead walls and curved resin bouldering wall. Mon-Fri 1000-2130, Sat/Sun 1000-2100. £2.65.



The Climbing Centre, University of Cumbria, Newton Rigg, Penrith, Cumbria. CA11 0AH. 07982 200736.

📞 www.theclimbingcentre.co.uk

mail@theclimbingcentre.co.uk

60 lead/TR routes on 10m as well as bouldering wall and high ropes course. Mon-Fri 1800-2100. £3.00.



North East

Barnard Castle

Teesdale Indoor Climbing Wall, Teesdale Leisure Centre, Strathmore Road, Barnard Castle, County Durham, DL12 8DS. 01833 696366. leisure-teesdale@durham.gov.uk

📞 www.durham.gov.uk 400sqm, 75m, 34 fixed ropes, 8 auto belays. Call centre for opening times and prices.



Bishop Auckland

Wolsingham Sports Hall, Leazes Lane, Wolsingham, Bishop Auckland, County Durham, DL13 3DN. 0138 852 8808.

☎ www.wolsinghamssportshall.com

7m, 5 lines. Mon-Fri 1600-2100, Sat 1000-1700, Sun 1000-2100. £5.00.



Cramlington

Concordia LC, Forum Way, Cramlington, NE23 6YB.

01670 717421. ☎ www.bval.co.uk

9m high lead wall, 12 lines, 150sqm. Mon-Fri 0900-2200, Sat/Sun 0900-2000. £3.20-£4.50.



Darlington

Dolphin Centre Climbing Wall, Dolphin Leisure Centre, Horsemarket, Darlington, Co. Durham, DL1 5RP.

01325 388406. ☎ www.darlington.gov.uk

15m 'lead' climbing wall.

Mon-Fri 0800-2230, Sat/Sun 0900-2230. £3.80.



Dunston

Whickham Thorns Outdoor Activity Centre, Market Lane, Dunston, Gateshead, Tyne and Wear, NE11 9NX.

0191 433 5767 whickhamhorns@gateshead.gov.uk

☎ www.gateshead.gov.uk/leisurefacilities

wall info: 6m climbing wall with bouldering facility also a purpose built boulder park.



Durham

Durham Climbing Centre, Unit 2 St John's Road, Meadowfield Industrial Estate, Durham, County Durham. DH7 8TZ.

0191 3789555. ☎ www.durhamclimbingcentre.co.uk

info@durhamclimbingcentre.co.uk Dedicated bouldering centre. Over 600sqm over 2 rooms. Mon-Thurs 1000-2200, Fri/Sat 1000-2100, Sun 1000-2000. £6.50.



Ferryhill

Climb North East, Unit 6 Dean And Chapter Industrial Estate, Ferryhill County Durham, DL17 8LH.

01740 650 287. ☎ www.climbnortheast.co.uk

info@climbnortheast.co.uk 8500sqft with 4 dedicated bouldering rooms and an area for TR/lead climbing. Circuit system with problems changed weekly.



Guisborough

Laurence Jackson SC, Church Lane, Guisborough, TS14 7BA.

01287 635471. ☎ www.grasp.me.uk

Squash court conversion.

Mon-Thu 1700-2200, Fri 1700-1900, Sun 0900-1400. £2.00.

Hartlepool

Summerhill Boulder Park, Summerhill Visitors Centre, Summerhill Lane, Hartlepool, TS25 4LL.

01429 284584. summerhill@hartlepool.gov.uk

☎ www.sunnysummerhill.com

Britains only 'natural' boulder park. 8 outdoor open access boulders.



Hebburn

Clegwell Community Centre, Mountbatten Ave, Hebburn.

0191 4897575. 23 rope lines plus fingerboards, campus boards. Mon 1900-2130, Tue 1700-1900 (Juniors only), 1900-2130, Thu 1900-2130 – but must phone first. £2.50.



Jarrow

Hedworthfield Comprehensive School, Cornhill, Hedworth Estate, Jarrow, NE32 4QD. 0191 420 3322.

Old style end of sports hall wall. Evenings only. Phone first.

Middlesbrough

Teesside University CW, Teesside University, Victoria Road, Middlesbrough, TS1 3AP. 01642 384591.

☎ www.tees.ac.uk/sport

10 x 8m TR/lead lines with bouldering wall (50 sq.m) and finger board. Open evenings/weekends during term time. Prior booking essential as Induction only entry system, ring for details. £4.20.



Rock Antics, Unit K Warelands way, Longlands Rd, Middlesbrough, TS4 2JY. ☎ www.rockantics.co.uk

info@rockantics.co.uk New dedicated bouldering centre - for more info. check website.



Newcastle upon Tyne

Berghaus Wall, Eldon Leisure, Eldon square, Newcastle upon Tyne, NE1 7XY. 0191 2771277.

Eldon.Leisure@newcastle.gov.uk

☎ www.northcountryleisure.org.uk/newcastle

Dedicated bouldering wall on a balcony. With full fitted soft matted floor, 400sqm of climbing surface. The wall is real form resin with slabs to overhangs, free standing boulders. For information on courses call on the number above.

Mon-Thu 0900-2100, Fri 0900-2000, Sat/Sun 0900-1800.



Climb Newcastle, Shipley Place, Byker, Newcastle upon Tyne, NE6 2DQ. 0191 276 2174.

☎ www.climbnewcastle.com info@climbnewcastle.com

Dedicated Bouldering Centre. Main bouldering room 6,000sqft. Font style circuits, training room and cellar cave. Mon-Fri 1200-2200, Sat/Sun 0900-2000.



Newcastle Climbing Centre, St Marks Church, 285 Shields Rd, Newcastle upon Tyne, NE6 2UQ. 0191 265 6060. enquiries@newcastleclimbingcentre.co.uk.

☎ www.newcastleclimbingcentre.co.uk

Dedicated centre 1,200sqm, 15m TR/Lead walls and bouldering. Mon-Fri 1000-2200, Sat/Sun 1000-2000. £750.



PRIMARY
NICAS

Sport Central, Northumbria University, Off Northumberland Road, Newcastle upon Tyne, NE1 8ST. 0191 227 4700. ☎ www.nusportcentral.com

18 lines x 12m - 54 + Lead/TR routes. Training slab, training board, abseil ledge, leader placed protection, and overhang. Mon/Fri 1000-1800, Tues/Wed/Thurs 1000-2200, Sat/Sun 1100-1900. £3.49.



Newton Aycliffe

Rock Antics, Newton Aycliffe LC, Beveridge Arcade, Newton Aycliffe, DL5 4EH. 01325 320683.

☎ www.rockantics.co.uk

Dedicated centre with 1,000sqm. 53 lines of lead/TR and 2 bouldering walls.

Mon-Fri 1000-2200, Sat 1000-1700, Sun 1000-1700. £750.



South Shields

Simonside Youth Centre, St. Simon St, South Shields, NE34 9SD. 0191 4240118. simonsideyic@southtyneside.gov.uk. 35 lines, 6-9m, TR & Lead. Wheelchair accessible slab and abseil. Mon/Thurs/Fri 1900-2130, Thurs 1730-1900 under 13. £3.50.



Sunderland

Sunderland Climbing Centre, The King's Road, Southwick, Sunderland. SR5 2LR. 0191 5497777.

enquiries@sunderlandclimbingcentre.co.uk

☎ www.sunderlandclimbingcentre.co.uk

Brand new bouldering wall with an area of roped walls and dedicated kid's zone. Mon-Fri 1200-2200, Sat/Sun 1000-2000. £5.50-£8.00.



Crowtree LC, Crowtree Rd, Sunderland, SR1 3EL. 0191 553 2600. 10m high wall. Breeze block with inserts. Phone to check hours.

Sunderland Wall, Doxford Works, Pallion Quay, Sunderland, SR4 6TQ. 0191 5144234. ☎ www.sunderlandwall.co.uk

23m high wall. Competition wall 8m overhanging with two 6m overhangs either side, 57 lines, 1,000sqm. 20m wide cellar board. Mon-Fri 1000-2200, Sat/Sun 1000-2000. £6.50.



Wales

Abergavenny

Aber Rocks, Unit 1, Castle Meadows Park, Merthyr Road, Abergavenny, Monmouthshire, NP7 7RZ.

☎ www.aber-rocks.co.uk

01873 858928. info@aber-rocks.co.uk

Dedicated bouldering centre 250spm with top out boulder, dedicated training area and circuit board.

Mon: 4-10pm, Tues-Fri: 12-10pm, Sat/Sun: 10-6pm,

Adult Member: £6, Non-Member: £7.50, Concession and Group discount available.



Anglesey

The Indy Climbing Wall, Plas Llanfair, Llanfair PG, LL61 6NT. 01248 716 058. indyclimbingwall@hotmail.com

Two large bouldering areas with 70 problems. 50 iTR/lead lines. Dedicated campus, finger boarding, training area and circuit board. Special instructional areas.

£6. Mon-Fri 0900-2200, Sat/Sun/BH 1000-2200.



NICAS

Aberystwyth

Box Rox, Aberystwyth University, Aberystwyth, SY23 3AR 01970 622280.

☎ www.aber.ac.uk/en/sportscentre/boxrox

Squash court conversion, with 5m lead wall and bouldering. 147sqm. Mon-Fri 0900-2100, Sat/Sun 0900-1600.

Call to confirm availability.



Bangor

University of Wales Bangor, Maes Glas, Ffriddoedd Rd, Bangor, LL57 2EH. 01248 382571.

☎ www.maesglas.co.uk

Up to 8m high lead/TR walls with separate bouldering.

Mon-Fri 0900-2200, Sat/Sun 0900-1700. £1.85.



Barmouth

Barmouth LC, The Promenade, Beach Rd, Barmouth, LL42 1NF. 01341 280111. Bouldering wall in main hall and separate beginners wall. Mon 1000-2130, Tue/Thu/Fri 1000-2000, Wed 1000-2100, Sat 1030-1330. £4.70.



Brecon

Brecon LC, Penlan, Brecon, LD3 9SR. 01874 623677.

☎ brecon-leisurecentre.powys.gov.uk

Up to 8m high lead/TR/bouldering wall.

Mon-Fri 1000-2200, Sat/Sun 1000-2130.



**HALF PRICE
MEMBERSHIP
AVAILABLE ONLINE***

THE ESSENTIAL MEMBERSHIP PACKAGE

ACCESS & CONSERVATION MEMBER SERVICES TRAINING & EVENTS

INCLUDES:

- £10m Civil Liability Insurance
- £10,000 Personal Accident Disability Insurance
- Summit Magazine
- Gear discounts in over 700 retailers
- The Information Service with free and discounted publications
- Discounts on accommodation, travel, training and magazines

MEMBERSHIP OPTIONS

Rates valid until 31/12/15

- | | |
|--|--------|
| <input type="checkbox"/> Individual Membership | £31.45 |
| <input type="checkbox"/> Family† Membership | £53.55 |
| <input type="checkbox"/> Club Upgrade†† Membership | £16.70 |

Club Name

Name

Address

Postcode

If paying by credit card please insert your card details below

<input type="text"/>	<input type="text"/>	<input type="text"/>	<input type="text"/>	<input type="text"/>	<input type="text"/>	<input type="text"/>	<input type="text"/>	<input type="text"/>	<input type="text"/>
----------------------	----------------------	----------------------	----------------------	----------------------	----------------------	----------------------	----------------------	----------------------	----------------------

Card expiry date

<input type="text"/>	<input type="text"/>	<input type="text"/>	<input type="text"/>
----------------------	----------------------	----------------------	----------------------

Issue N°.

<input type="text"/>	<input type="text"/>
----------------------	----------------------

Valid From (if applicable)

<input type="text"/>	<input type="text"/>	<input type="text"/>	<input type="text"/>
----------------------	----------------------	----------------------	----------------------

**Security Code

<input type="text"/>	<input type="text"/>	<input type="text"/>	<input type="text"/>	<input type="text"/>	<input type="text"/>
----------------------	----------------------	----------------------	----------------------	----------------------	----------------------

Signed

<input type="text"/>

Date

<input type="text"/>

Cheques/postal orders should be made payable to **BRITISH MOUNTAINEERING COUNCIL**

* Promoted half price Individual membership (£15.73) and Family membership (£26.78) is only available when paying by Direct Debit.

** The card security code is the unique three digit number printed at the top of the signature strip on the reverse of your debit/credit card. If there are more than three numbers the code will be the last three numbers in the sequence. Please supply the address to which your card statement is sent IF it is different from that detailed above.

† Family membership includes up to 2 adults and 3 children living at the same address. Please supply family names and dates of birth.

†† Fully paid members of BMC affiliated clubs can gain access to the full range of Individual membership benefits on payment of this additional premium. Please supply your club name on the application form.

www.thebmc.co.uk

BRITISH MOUNTAINEERING COUNCIL
FREEPOST NAT 11244, Manchester M20 7ZA

T 0161 445 6111 F 0161 445 4500 E office@thebmc.co.uk



Llangorse Multi Activity Centre, The Gilfach, Llangorse, Brecon, LD3 7UH. 0333 600 20 20. www.activityuk.com
15m high lead/TR walls (some on real limestone rock) with bouldering and caving system. 17,000sqft of dedicated climbing surface. Mon-Sat 0930-2200, Sun 0930-1700. £6.15.



Caernarfon

Plas Menai Climbing Wall, Plas Menai, National Watersports Centre, Caernarfon, Gwynedd, LL55 1UE. 01248 670964.
www.plasmenai.co.uk info@plasmenai.co.uk
8 metre wall, 18 lines, granite wall as well artificial wall, TR on all. 0830-2200. £3.10.



Beacon Climbing Centre, Cibyn Estate, Caernarfon, LL55 2BD. 01286 677 322. www.beaconclimbing.com
North Wales' largest climbing centre. 100+ routes up to 17m high. 50m high auto belay. Multiple bouldering areas with huge 12m long roof. Training room; circuit boards, campus board, finger board and peg board. Separate CrazyClimb, FreeFall and kids bouldering area. Cafe with free WiFi. Mon-Fri 1000-2200, Sat-Sun 1000-2000. Adult: £8.50, Concession: £7.50, U16: £6.50



Capel Curig

Plas y Brenin National Mountain Sports Centre, Capel Curig, LL24 0ET. 01690 720214. Dedicated room. Up to 11m lead/TR walls with additional bouldering. Separate training room for groups. Mon-Sun 1000-2300. £3.00.



Cardiff

The Spot Climbing Centre, Unit 11 Rizla House, Seven Road, Treforest Ind Est. CF37 5SP.
Mon-Fri 1400-2200, Sat/Sun 0900-1700. £7.00.



Boulders, St Catherine's Park, Pengam Road, Cardiff, CF24 2RZ. 02920484880. info@boulders-climbing.com.
www.boulders-climbing.com.

124 rope lines, 2,000sqm of climbing surface. Campus, systems and endurance boards, slackline and dedicated instructional bay. 15m long traverse wall, 180sqm bouldering wall, including 45 degree overhang and a 6m deep cave. Mon-Fri 0930-2200, Sat/Sun 1000-1800.



Conwy

Llandudno Junction LC, Off Tesco Roundabout, Conwy, LL31 9XY. 01492 577925. www.conwy.gov.uk/leisure
Up to 7m high lead/TR wall.
Mon-Fri 1000-2200, Sat-Sun 1000-1800. £4.00-6.00.



Harlech

The Rock, Harlech Climbing Wall / Y Graig Wal Ddringo Harlech, Ffordd y Traeth, Harlech, Gwynedd, LL46 2UG. 01766 780576. info@harlechclimbingwall.com

www.harlechclimbingwall.com

Over 400sqm of wild climbing surface with lead & top rope areas, and separate bouldering room. Equipment hire, instructed courses and intro sessions available. Weekly youth groups during term times & school holiday programs. Mon-Fri 1200-2100 (last entry 2000), Sat/Sun 1000-1800 (last entry 1600) £7 adults / £5 juniors. Membership rates available.



Llanberis

The Heights Hotel, 74The High St, Llanberis, LL55 4HB. 01286 871179. www.heightshotel.co.uk
Small bouldering wall in a pub!!!

Llangollen

Pro Adventure Activities Ltd. Pro Adventure Ltd, The Fringe Shed, Parade Street, Llangollen, LL20 8PW. 01978 861912.

www.proadventure.co.uk 16 ropes, approx 1,800sqft. Group and private lessons only. No casual climbing. Mon-Fri 1800-2200, Sat/Sun 1000-2200. £5.00.



Llangorse

Llangorse Multi Activity Centre, The Gilfach, Llangorse, Brecon, Powys, LD3 7UH. 0333 600 20 20. action@activityuk.com

1500sqm of climbing - natural limestone featured walls up to 15m, large bouldering areas, 18m caving ladder, rope and tree climb. Prices: Adult- £6.15, Junior- £4.60.

Llanrwst

Dyffryn Conwy LC, Nebo Rd, Llanrwst, LL26 0SD. 01492 577938. www.conwy.gov.uk/leisure

7m high lead/TR wall, 15m long bouldering wall. 100sqm. Term time: Mon-Fri 1530-2200, Sat & Sun 1000-1600. School Hols: Mon-Fri 1000-2200, Sat & Sun 1000-1600. £4.00-6.00.



Machynlleth

Bro Dyffri LC, Aberystwyth Rd, Machynlleth, Powys, SY20 8ER. 01654 703300. Moulded concrete bouldering wall. Mon-Fri 1000-2200, Sat 1000-1800, Sun 1000-2000. £1.70.



Pontypridd

Centre for Sport and Physical Rec., University of Glamorgan, Llantwit Rd, Treforest, Pontypridd, CF37 1DL. 01443 482681.

www.glam.ac.uk/sports

10m high x 24m wide lead/TR wall. Traverse wall in corridor. Bouldering room. Term time: Mon-Fri 0800-2300, Sat-Sun 1000-2000. Varies slightly during vacations. £1.80 - £3.10. Very important to phone first.

Port Talbot

Port Talbot YMCA, Talbot Rd, Port Talbot, SA13 1HU.

01639 887034. Up to 5.5m high wall. Mon-Fri 0900-1400 & 1800-2030, Sun 1800-2030. £2.25.

DIRECTORY

Wales/Scotland

The Rock, Tonmawr 2K Sports & Fitness, Heol Hamdden, Port Talbot, SA12 9UU. 01639 639457.
Rotating wall in fitness centre, phone for details.

Prestatyn

Prestatyn LC, 2 Princes Ave, Prestatyn, LL19 8RS.
01745 855632. sion.goldsmith@denbighshire.gov.uk
Lead/TR wall with 12 lines plus bouldering.
Mon-Fri 0900-2200, Sat-Sun 0900-1700. £3.00, Juniors £2.30.



Queensferry

The Boardroom Climbing Ltd., Rectors Lane Ind. Est., Rectors Lane, Pentre, Queensferry, CH5 2DH.
01244 537476. www.theboardroomclimbing.com
Dedicated centre, Opening Oct 2013 11m high 49 lines Lead/TR and 10m speed wall. Separate kid's area and party room. IFSC comp bouldering wall. 8m high Psicobloc above airbag. Mon-Fri 1000-2200, Sat/Sun 1000-2000 £7.00-£8.00.



Swansea

Dynamic Rock, The Old Public Hall, 16-18 Hebron Rd, Clydach, Swansea, SA6 5EJ. 01792 845655.
www.dynamicrock.co.uk
Up to 12m high lead/TR walls (430sqm) plus bouldering (120sqm). Mon-Fri/BH 1400-2200 Sat/Sun 1000-1800. £7.50.



Clyne Farm Activity Centre, Westport Ave, Mayals, Swansea, SA3 5AR. 01792 403333.

www.clynefarm.com. Up to 12m high wall 60m long on outside of building with 12 lines. Mon-Sun 0800-2000.



Swansea University SC, Sketty Lane, Swansea, SA2 8PP. 01792 543563. Mon-Fri 0930-2130, Sat/Sun 1000-1630.

Tenby

Tenby Climbing Centre, Castle Hill, Tenby SA70 7BP
9 x top rope lines with a minimum of two graded routes on each 4 x lead lines with minimum two graded routes on each upto 9m. Dedicated bouldering room with between 30 and 40 problems at any one time. Monthly professional route setting



Trelewis

Rock UK Summit Centre, The Old Drift Mine, Trelewis, Treharris, CF46 6RD. www.rockuk.org 01443 710090.
90 lines with a variety of top ropes and dedicated lead walls, 18m high walls with an impressive 8m double overhang. 2000sqm. Other activities available on site. Mon-Fri 10000-2200, Sat/Sun 1200-1800.



Plas Power Adventure, Old Plas Power Colliery, Southsea, Wrexham, LL11 5SZ. 01978 754747.

www.plaspoweradventure.com
Up to 10m high lead/TR walls with separate bouldering.
Mon: Closed Tues-Thur: 5pm-10pm Fri: 10am-10pm Sat: 10am-6pm Sun: 10am-4pm £6.00.



Scotland

Aberdeen

RGU: SPORT, Robert Gordon University, Garthdee Campus, Garthdee Road, Aberdeen, AB10 7GE. 01224 263666

www.rgusport.co.uk, climbing@rgu.ac.uk

11m Lead/Bottom Rope Wall plus dedicated Bouldering room within a larger sports facility containing 2 gyms, an S&C suite, swimming pool and a large multi sport hall.
Mon-Fri: 0600-2200, Sat-Sun: 0900-1900 Non-Member, Climbing: Adult; £6.80, Concession; £5.80
Non-Member, Bouldering: Adult; £5.70, Concession; £4.70



Transition Extreme Limited, Links Road, Aberdeen, AB24 5NN. 01224 626279.

www.transition-extreme.com Instructional wall, 15m main wall, bouldering and traverse wall.
Mon-Fri 1000-2200, Sat/Sun 1000-2000. Prices on the web.



Beach LC, The Beach Esplanade, Aberdeen, AB2 5NR.
01224 655 401. BeachLeisureCentre@aberdeencity.gov.uk
Moulded concrete bouldering/TR rope wall in a dedicated room. 100sqm. Mon-Fri 0830-2230, Sat/Sun 0830-2030. £3.60.



Aviemore

Glenmore Lodge, National Training Centre, Aviemore, PH22 1QU. 01479 861256. www.glenmorelodge.org.uk
Up to 6m high lead/bouldering wall. 180sqm.
Mon-Sun 1000-2200. £5.00.



Aviemore Indoor CW, Dalfaber Ind Est, Aviemore, PH22. 01479 812466.

Callander

McLaren LC, Mollands Rd, Callander, Perthshire, FK17 8JP. 01877 330000. www.mclarenleisurecentre.co.uk
bob@mclarenleisure.co.uk 7m high, 11 TR and 2 lead routes. 0900-2100 Mon, Wed, Mon/Wed/Fri/Sat 0900-2100, Tue/Thu/Sun 0830-2100. £4.30.



Dundee

Avertical World, 7 Blinshall St, Dundee, DD1 5DF. 01382 201901. www.averticalworld.co.uk

Dedicated centre. Up to 11m high lead/top roping walls with 52 separate rope lines, including 2 auto-belay lines. Extensive bouldering and training areas. Equipment hire, beginners courses, coaching, party groups, cafe and equipment sales.
Mon-Fri: 1200-2200hrs Sat-Sun: 1000-1900hrs (1700hrs closing between June-Aug) Price: £3.50-£9.00



Edinburgh

Alien Rock, Old St Andrews Church, 8 Pier Place, Newhaven, Edinburgh, EH6 4LP. 0131 5527211.

☎ www.alienrock.co.uk Dedicated centre. 40 dedicated top roping lines. 14 dedicated lead lines. Over 200 routes. Bouldering cave. 1000+sqm. Mon-Fri: 1100-2200(22.30 in winter), £5.40-£8.80



Alien Rock 2, 23-53 West Bowling Green St, Edinburgh, EH6 4LP. 0131 5527211. ☎ www.alienrock.co.uk

Bouldering only. All angles covered, including a 5m roof section. 300sqm. Mon, Tues & Thurs: 1600-2200, Fri: 1500-2100, Sat-Sun: 1200-1900. £5.40-£7.50



Edinburgh International Climbing Arena, South Platt Hill, Ratho, Edinburgh, EH28 8AA. 0131 333 6333.

☎ www.eica-ratho.com

The National Rock Climbing Centre for Scotland located in the world's largest indoor climbing arena, 3000 sqm of indoor climbing with over 120 lead and tope rope lines up to 28 metres, three huge freestanding boulders and a dedicated bouldering room. UK's only permanent IFSC/World Cup standard speed climbing wall, and International competition standard articulated lead wall. Around 100 real rock routes in the quarry outside the centre (no entrance charge to the quarry). Mon-Fri 1000-2200, Sat/Sun 1000-1900. £5.50-£8.75.



Edinburgh University Climbing Wall, Centre for Sport and Exercise, 46 Pleasance, Edinburgh, EH8 9TJ. 0131 650 2464.

☎ www.sport.ed.ac.uk 8m 25 lead/TR lines, bouldering wall is 130sqm. Mon-Fri 1200-2130, Sat/Sun 1200-1730. £3.50 members of CSE.



Meadowbank SC, 139 London Rd, Edinburgh.

0131 661 5351. ☎ www.edinburghleisure.co.uk/list-87

40ft high old style wall. Mon-Sun 0800-2200. £6.00.



Fort William

West Coast Mountain Guides bouldering wall, Alan Kimber, Calluna, Heathercroft, Fort William, Inverness-Shire, PH33 6RE. 01397 700451.

☎ www.westcoast-mountainguides.co.uk

Two areas 3.5m high, including cave. All year 0900-2200.



Gairloch

Gairloch LC, Gairloch, Highland. 01445 712345.

gairloch.leisure.centre@highland.gov.uk

Up to 8m high lead/TR wall. Adult: £6.30, £7.10 to register. Mon-Sun 1700-2200 (term-time).

Mon-Sun 1300-2100 (school hols). £3.20.



Garelochhead

Centre 81, Old School Rd, Garelochhead, G84 0AT.

01436810307 info@centre81.org.uk

☎ www.centre81.org.uk

Mon-Fri: 9am - 9pm, Sat: 9am - 1pm

Glasgow

Glasgow Climbing Centre, Ibrox Church, 534 Paisley Rd West, Glasgow, G51 1RN. 0141 4279550.

info@glasgowclimbingcentre.co.uk

☎ www.glasgowclimbingcentre.co.uk

10-15m walls with 140+ Bottom Rope routes from 3-7c and 60+ Lead Routes from 4-8b. 3 dedicated Bouldering areas with 100+ problems set, + campus board, finger boards and Beastmaker system board. Mon-Fri: 1100-2200, Sat/Sun 1000-1800. Adults £7.65, Students £4.



Climbzone, Soar at Intu Braehead, Braehead, Kings Inch Road, Renfrew, Glasgow, PA4 8XU

0141 8865453. ☎ www.climbzone.co.uk,

info@climbzone.co.uk. 71 routes on auto-belays, Sky Park, Fan Drops. Mon: 12-8, Tue-Fri: 12-9, Sat: 11-10, Sun: 11-9.



Kelvin Hall Sports Arena, Argyle St, Glasgow, G3 8AW.

0141 3572525. Moulded concrete bouldering wall on a balcony. 60sqm. Sun-Fri 0900-2130 except Wed open 1000. Sat 0900-1700. £2.99.



Tiso Glasgow Outdoor Experience, Couper St, Glasgow,

G4 0DL. 0141 5595450. ☎ www.tiso.com

15m high wall and 2 belay walls and drytooling in shop. Free to customers, expensive otherwise. Shop opening times.



The Climbing Academy Glasgow, Portman St. Glasgow,

G41 1EJ. 0141 429 6331 ☎ www.tca-glasgow.com

glasgow@theclimbingacademy.com 1000+ sqm of dedicated bouldering. Font style circuits, competition wall, large endurance boards and campus/woody facilities.

Mon-Fri 1200-2200, Sat-Sun 1000-1800. £5.00 - £8.00.



Inverness

Climb@Inverness Leisure, Inverness Aquadome, Glenurghart Rd, Inverness, IV3 5SS. 01463 667505.

☎ www.invernessleisure.com

Up to 13m high lead/TR walls, 26 lines. Leader placed pro Separate bouldering area. Mon-Fri 1000-2200, Sat/Sun 0900-1800. £4.60.



Kinlochleven

The Ice Factor, Leven Rd, Kinlochleven, Argyll, PH50 4SF.

01855 831100. www.ice-factor.co.uk

Indoor rock: £9.00 day user all day rock or £17.50 2 hour ice (£20.00 rock and ice).



Kirkwall

Kirkwall SC, Kirkwall Grammar School, Kirkwall, Orkney Isles.

01856 872364. 8.5m high TR wall with 6 lines. Phone for details.

Oban

Climb Cube, Atlantis Leisure, Dalriach Road, Oban, PA34 5JE.

01631 566800. www.atlantisleisure.co.uk

4m bouldering wall, routes were set by Dave MacLeod.

Mon-Fri 0700-2200, Sat-Sun 0900-1800. Contact for price.

Peterhead

Peterhead Community Centre, Balmoor Terrace, Peterhead,

Aberdeenshire, AB42 1EP. 01779 477277. Natural stone wall.

Leisure centre opening hours.

Stirling

The Peak, Forthside Way, Stirling, FK7 7UJ. 01786 273555.

www.the-peak-stirling.org.uk

11m TR/lead wall with 19 lines. Mon-Fri 0600-2200,

Sat 0700-2000, Sun 0800-2200.



Tranent

Foresters Park Pavilion, Tranent. 7.7m wall with 10 belay points with 20 climbing routes.

NICAS

Stornoway

Lewis SC, Spring-field Rd, Stornoway, Isle of Lewis. 01851

709191. 12 routes. Check with centre for details.

Ullapool

Lochbroom LC, Quay St, Ullapool, IV26 2UE. 01854 612884.

Up to 7m high lead/TR rope wall. 76sqm.

Mon-Fri 1700-2200, Sat/Sun 1000-1800. £3.00.



Northern Ireland

Belcoo

Corralea Activity Centre Ltd, Corralea, Belcoo,

Co Fermanagh, BT93 5DZ. 028 66386123.

www.activityireland.com info@activityireland.com.

8m high lead/TR outdoor wall, 8 lines plus abseiling ledge.

Mon-Sun 1000-1700 during winter, 1000-2100 during summer.

No formal use for individuals.

Belfast

Belfast Indoor Tennis Arena & Ozone, Ormeau Embankment,

Belfast, BT6 8LT. 028 90458024. Lead/TR and bouldering. Mon -

Sat 9.00am - 9.45pm Sun 10.00am - 4.45pm

Contact centre for availability and price.



Photo: Black Diamond/Keith Ladinski

ELLIS BRIGHAM SHOPS NATIONWIDE

London: Covent Garden, Westfield London, Westfield Stratford,

Kensington High St & St.Paul's One New Change • Cambridge Lion Yard •

Xscape Milton Keynes • Bristol • Tamworth Snowdome • Manchester •

Chester • Liverpool • Xscape Castleford/Leeds • Glasgow into Braehead •

Aviemore • Fort William

The North Face Stores London: Covent Garden, St.Paul's One New Change,

Westfield London & Westfield Stratford •

Cambridge Lion Yard • Sheffield Meadowhall

www.ellis-brigham.com

follow us on



BoulderWorld Belfast Climbing Centre, Unit 1 Boucher Business Centre, Apollo Road, Belfast, BT12 6HP.

☎www.boulderworldbelfast.com

New centre, main climbing area with over 300 problems, dedicated kids area and upstairs training area. General climbing, kids coaching, adult coaching, Irish team training, birthday parties, team building events and competitions. Mon-Fri: 10am-10pm, Sat-Sun: 10am-8pm

Queens University of Belfast, Queen's Sport, Botanic Gardens, Belfast, BT9 5EX. 028 90681126. ☎www.queenssport.com
10m lead/TR wall in University SC. Mon/Fri 0900-2200, Tues/Thu 0900-1930, Wed 0900-1530, Sat 0930-1800.



Matt Talbot Youth Club, Moyard Parade, Belfast, BT12 7HG. 028 90230242 45sqm of climbing area. Check availability with centre.

Coleraine

1st Coleraine Scout Group, The Crescent, Coleraine, Co Londonderry, Northern Ireland. colerainescouting@gmail.com Climbing wall set in Scout Hall. 6m high, 12m wide, 10 routes. Route traverse and overhang sections. £50 per 3 hour session for 10 people with full supervision.



Newcastle

Tollymore National Outdoor Centre, 32 Hilltown Road, Bryansford, Newcastle, Co Down, BT33 0PZ. 028 43725354. ☎www.tollymore.com/climbingwall

18m high, 18m wide lead/TR walls with 13 lines, plus 64sqm bouldering wall. Quickdraws NOT in-situ. Mon-Fri 1000-2200, Sat & Sun 1000-1800. £5.00.



Waterside

St Columbs Park Centre, Waterside, Co Londonderry. 028 71343941. Squash court conversion. Phone for details.

Republic of Ireland

Castleroy

University of Limerick SC, Castleroy, County Limerick. 00 353 (0)61 202832. Mon/Tue/Thu 1900-2200. €3.00.

CORK

Awesome Walls Climbing Centre Cork, 00 353 (021) 4867060 cork@awesomewalls.ie
☎www.awesomewalls.ie

Awesome Walls Climbing Centre Cork. Dedicated climbing centre, 1,200sqm - Newest and most modern climbing centre in Ireland. Routes up to 16m in length, 51 lines, Awesome leading arch, dedicated bouldering area, huge children's zone. Cafe, shower, WiFi, party rooms, car park, retail shop. Mon-Fri: 1000-2200, Sat-Sun: 1000-2000



Dingle

Play At Height Climbing Wall & High Ropes Adventure, Baile Na Buaille, Dingle, Co. Kerry. 00 353 (0) 66 9152822 info@playatheight.com ☎www.playatheight.com 650sqm, 8.5m overhang, 12.5m high, bouldering wall. Low season: Mon-Fri 1800-2200 Sat/Sun 1100-1900. High season: Mon-Sun 1100-1900. €10.00 Adults.



Dublin

University College Dublin SC, Student's Union, UCD Belfield, Dublin. 00 353 (0)1 7062185.

☎www.ucd.ie/sport/facilities/climbingwall
200sqm wall with leading and bouldering. Mon-Fri 0700-2200, Sat/Sun 1000-1730.



Clondalkin LC, Dublin, 00 353 (0)1 574858. Basic facility. Contact centre for price and availability.

Cabra West Parish Youth Centre, Kilkieran Rd, Dublin. 00 353 (0)1 380734. Basic facility. Contact centre for price and availability.

Dublin City University SC, Glasnevin, Dublin, 00 353 (0)1 7045797.

West Wall, Westwoods Sports Club, Clontraff Road, Dublin, 00 353 (0)1 8530353. Up to 11m high wall 154sqm. Mon-Fri 1700-2100, Sat/Sun 1200-1830. Open to card carrying MI & BMC members at €25.00 per day, price includes use of all facilities at the Club.

Awesome Walls Climbing Centre Dublin, 00 353 (0)1 8800088. dublin@awesomewalls.ie
☎www.awesomewalls.ie

Awesome Walls climbing centre Dublin. Dedicated Climbing Centre. 2,000sqm - Largest climbing centre in Ireland. Routes up to 18.5m, 71 lines, competition wall, two bouldering floors, dedicated training room, Childrens zone, Café, shower, WiFi, party room, Car parking. Mon-Fri 1000-2200, Sat-Sun 1000-2000.



Galway

Aras na MacLeinn Teo CW, Aras na MacLeinn Teo, Student Centre, NUI, Galway. 00 353 (0)91 750383. 110sqm wall. Must phone first.

Letterkenny

Garten Outdoor Education Centre, Churchill, Letterkenny, Co Donegal. 00 353 (0)74 37032. High quality wall but in tight space. Contact centre for details.

Naas

Naas Health & Fitness, Naas, Co Kildare. 00 353 (0)45 899022. ☎www.naashealthandfitness.com 40ft high wall. Mon-Fri 0700-2200, Sat/Sun 0900-2100. Discount for MI members.

DON'T MISS OUT




To advertise in 2014 BMC Members Handbook please contact
Hayley Comey on **01778 392446** or
email hayleyc@warnersgroup.co.uk

*Booking deadline
20th December*



quay climbing centre
Climbing for everyone...




CHRIS SHARMA CLIMBING AT THE CENTRE, OCTOBER 2011

LOCATED IN THE HEART OF EXETER AND HOME TO EUROPE'S FIRST CLIP 'N' CLIMB

The Quay Climbing Centre
Haven Road, Exeter, EX2 8AX t. 01392 426 850
www.quayclimbingcentre.co.uk

Top rope / lead walls



+44(0)1768779959
info@climbingwall.co.uk



Cold room ICE walls



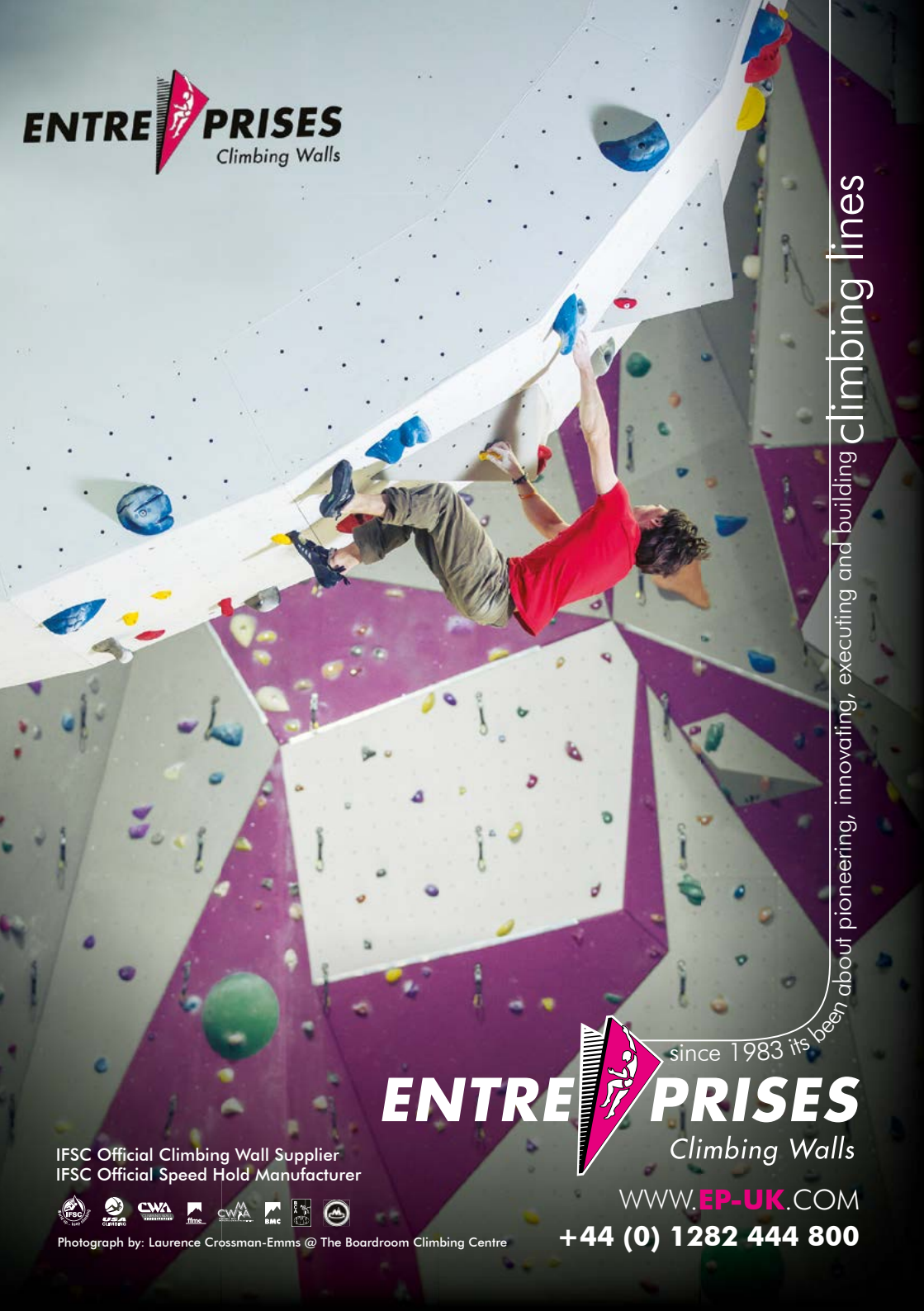
Wacky walls



Bouldering Walls



ENTREPRISES
Climbing Walls



since 1983 its been about pioneering, innovating, executing and building climbing lines

ENTREPRISES
Climbing Walls

IFSC Official Climbing Wall Supplier
IFSC Official Speed Hold Manufacturer



Photograph by: Laurence Crossman-Emms @ The Boardroom Climbing Centre

WWW.EP-UK.COM

+44 (0) 1282 444 800