



climbing wall
directory

twenty:twelve

CLIMBING WALL DIRECTORY

in association with

climber
Britain's best climbing magazine for ALL climbers



ROCKWORKS CLIMBING WALLS

ROPED WALLS

BOULDERING WALLS

OUTDOOR BOULDERS

CLIMBING TOWERS

ARTIFICIAL CAVES

CLIMBING HOLDS

CLIMBING EQUIPMENT

WWW.ROCKWORKS.CO.UK

TEL. 01207 281777

Introduction

Welcome to the 11th edition of the BMC Climbing Wall Directory, which is based on the information held on the BMC climbing wall database. With the inclusion of 333 climbing walls in the directory this year as well as some fun and games with the UrbanClimber UK indoor training section, this is the most comprehensive directory yet.

Since the last edition in 2011 the climbing wall industry has expanded at a pace and there are 42 new walls to be added to the already excellent range of British indoor climbing.

The BMC continues to work to improve access to facilities for climbers, hill walkers & mountaineers, not just to climbing walls but also to the natural facilities that bring us so much pleasure. Despite much success we still need your support so join the BMC today.

Dave Turnbull

Dave Turnbull
BMC Chief Executive Officer

The BMC and Climbing Walls

The BMC is committed to the increased provision of climbing walls on a sustainable basis. The BMC is also able to offer specialist advice on a wide range of climbing wall issues. The BMC works in conjunction with the Climbing Wall Manufacturers Association (CWMA) and the Association of British Climbing Walls (ABC) to improve industry standards.

BMC Participation Statement

Whenever you are climbing you should always remember the following statement.

"The BMC recognises that climbing, hill walking and mountaineering are activities with a danger of personal injury or death. Participants in these activities should be aware of and accept these risks and be responsible for their own actions and involvement."

BMC

117-179 Burton Road, Manchester. M20 2BB

www.thebmc.co.uk walls@thebmc.co.uk

Tel: 0161 445 6111

Fax: 0161 445 4500

12 London & South East

24 South West

28 Midlands

30 Peak District

33 North West

36 Yorkshire

37 Lake District

38 North East

39 Wales

42 Scotland

44 Northern Ireland

46 Republic of Ireland



A large indoor climbing wall with a person climbing. The wall is made of concrete and has various colored climbing holds (red, blue, yellow, black) attached to it. The wall is shaped like a cave system with a large opening on the left. The person is wearing a red shirt and white pants, and is climbing on the right side of the wall. The background is a dark blue wall.

climbing walls

cave systems

rock sculpture

skateparks

- indoor
- outdoor
- mobile
- design
- manufacture
- installation
- maintenance
- matting

BENDCRETE

0800 146778 mail@bendcrete.com www.bendcrete.com

fiona roy on the 'evolution' climbing centre photo : john hartley

DIRECTORY

Introduction

Using the Directory

A few hints and tips to help you get the most out of the directory and maximise your use of the walls.

- The climbing walls are split by country, and listed alphabetically by town. In addition the walls in England are split into the eight BMC areas.
- The following abbreviations are used within the facility descriptions:

Abbreviations

LC = Leisure Centre, **SC** = Sports Centre,

ComColl = Community College,

OEC = Outdoor Education Centre,

CC = Climbing Centre, **CW** = Climbing Wall,

Uni = University, **sqm** = square meterage, **TR** = top rope.

The following **icons** are used to indicate the facilities a climbing wall may have:



The wall is a member of the Association of British Climbing Walls.



Walls that give some form of discount to BMC members.



Changing facilities.



There are some catering facilities at the wall. Please note that this could be anything from vending machines to three course meals, and/or bar facilities.



The wall has a stock of, for example, boots, harnesses, helmets or belay devices available for hire. Please note that it is very unusual for a climbing wall to offer 'leading ropes' for hire.



The climbing wall offers instructional courses. These may vary from skills courses to national qualifications administered by Mountain Leader Training, or even roped access courses.



Scottish regional centre of excellence.



The climbing wall sells a range of climbing products, this may vary from basics such as chalk to a fully stocked outdoor shop.



Other sports centre facilities available.



The wall allows free or subsidised access for the British Climbing & Bouldering Team members.

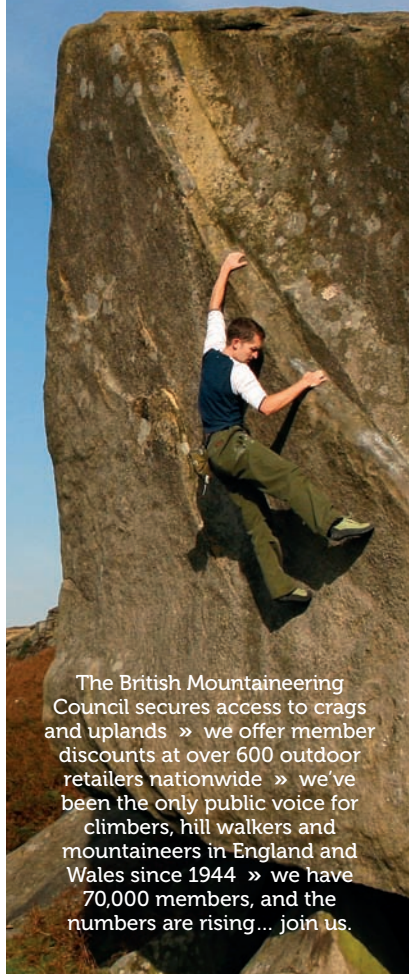


Primary NICAS – Primary National Indoor Climbing Achievement Scheme centre – please see www.nicas.co.uk.



NICAS – National Indoor Climbing Achievement Scheme awarding centre – please see www.nicas.co.uk for more details.

CLIMB IT, PROTECT IT.



ROBERT DAVIS ON NOT TO BE TAKEN AWAY PHOTO: JON BARTON

The British Mountaineering Council secures access to crags and uplands » we offer member discounts at over 600 outdoor retailers nationwide » we've been the only public voice for climbers, hill walkers and mountaineers in England and Wales since 1944 » we have 70,000 members, and the numbers are rising... join us.

0161 445 6111 members@thebmc.co.uk



THEBMC.CO.UK



Detailed below is a list of climbing walls that offer discount on entry for BMC members:

Climb Rochdale, Creation CC,
Harlow Outdoor Education Centre,
Mile End Climbing Centre, The Castle Climbing Centre,
The Redpoint Climbing Centre,
The Tower Climbing Centre, Westway Sports Centre.

Detailed below is a list of climbing walls that offer discounted or free entry for British Climbing Team members:

Adventure Dolphin, Alien Rock,
Alien Rock 2, Awesome Walls Liverpool/Stockport/
Stoke, Beacon Climbing Centre, Bear Rock Climbing
Centre, Big Rock Climbing Centre, Blackpool Towers,
BoulderUK, Bristol Climbing Centre,
Calshot Activities Centre, Castle Climbing Centre,

Climbing Hangar, City Bloc, Climb @ Inverness
Leisure, Climb Rochdale, Creation Indoor Climbing
Centre, Dynamic Rock, Edinburgh International
Climbing Arena, Energise, Glasgow Climbing Centre,
Granite Planet, Harrogate Climbing Centre, Hemel
Hempstead, Leeds Wall, Manchester Climbing Centre,
Mile End Climbing Centre, Nottingham Climbing
Centre, Peak Pursuits, Pinnacle Climbing Centre,
Reading Climbing Centre, Rock Antics, Rock City, Rock
UK Summit Centre, Rope Race, Salford Uni Leisure
Centre, Sunderland Wall, Surrey Sports Park, The Barn
Climbing Centre, The Climbing Works, The Edge,
The Foundry, The Ice Factor, The Lakeland Climbing
Centre, The Redpoint Climbing Centre, The Tower
Climbing Centre, The Warehouse, Undercover Rock,
Westway Sports Centre, West View Leisure Centre, XC.

The role of the BMC

The BMC is the representative body for climbers, hill walkers and mountaineers in England and Wales. For Scotland the representative body is the Mountaineering Council of Scotland and in Ireland it is Mountaineering Ireland.

Join the BMC and support the vital work we do.

Amongst other things the BMC:

- Promotes the interests, and protects the freedom of climbers, hill walkers and mountaineers to enjoy their activities;
- Lobbies and advises government on a range of important issues, such as access and changes in legislation;
- Relies on a network of dedicated volunteers and employs 26 full and part-time staff to implement the BMC's work programmes including: Access and Conservation, Youth and Equity, Safety and Skills, Climbing Walls and Climbing Competitions, Guidebooks and Clubs;
- Provides information through seminars and good practice lectures, as well as producing a range of posters, leaflets, booklets, DVDs and other publications aimed at increasing people's awareness of all climbing, hill walking and mountaineering related activities and issues;
- Advises on all aspects of climbing wall activities;
- Runs regional and national climbing competitions;
- Examines equipment failures and reports on these;
- Maintains a Register of Expert Witnesses;
- Has an important role within the international mountaineering and climbing federation, the UIAA, in setting international standards for climbing and mountaineering equipment and having BMC representation on all UIAA Commissions.

The BMC is a democratic organisation that encourages members to contribute to its ongoing work. Many contribute easily and simply by joining the BMC. This can be done quickly on the BMC website. Some people contribute by attending meetings or volunteering to help at various events. All BMC members are encouraged to attend Area Meetings. These are local forums and the democratic grassroots of the BMC. Full details can be found on the BMC website. In addition, there are also substantial personal benefits to joining. For instance:

- All Individual, Club, and Family Members receive £10m Civil Liability Insurance. The policy provides worldwide cover for any civil liability claim arising in connection with hill walking, climbing and mountaineering. It is recommended that all participants join the BMC, or a BMC Affiliated Club, to be covered by this important insurance.
- Individual Members also receive 4 copies of Summit magazine per year.
- Discounts in over 600 retail outlets.
- Additionally, the BMC offers market leading BMC Travel and Activity Insurance. This specialist insurance is only available to BMC (and other Mountaineering Council) members and is specifically designed for climbers, hill walkers and mountaineers. Any surplus is reinvested to support the BMC's vital work.

A full list of membership benefits appears on the BMC website.

You can join online at www.thebmc.co.uk or by calling on

0161 445 6111.



LAKELAND CLIMBING CENTRE

INDOOR & OUTDOOR
ROCK CLIMBING

Kendal's next wave of
development has arrived:
amazing 25m Main Wall
(tallest in the country).

70 climbing lines (inc. 13 new lines),
23m abseil, over 500sq. m of
awesome bouldering, dedicated
training room, La Sportiva
conference room, Creamery cafe,
retail shop stocking one of the most
comprehensive range of rock shoes
in the north.

But the same old friendly
welcome whether you're
sending 8a or it's your
first time climbing!

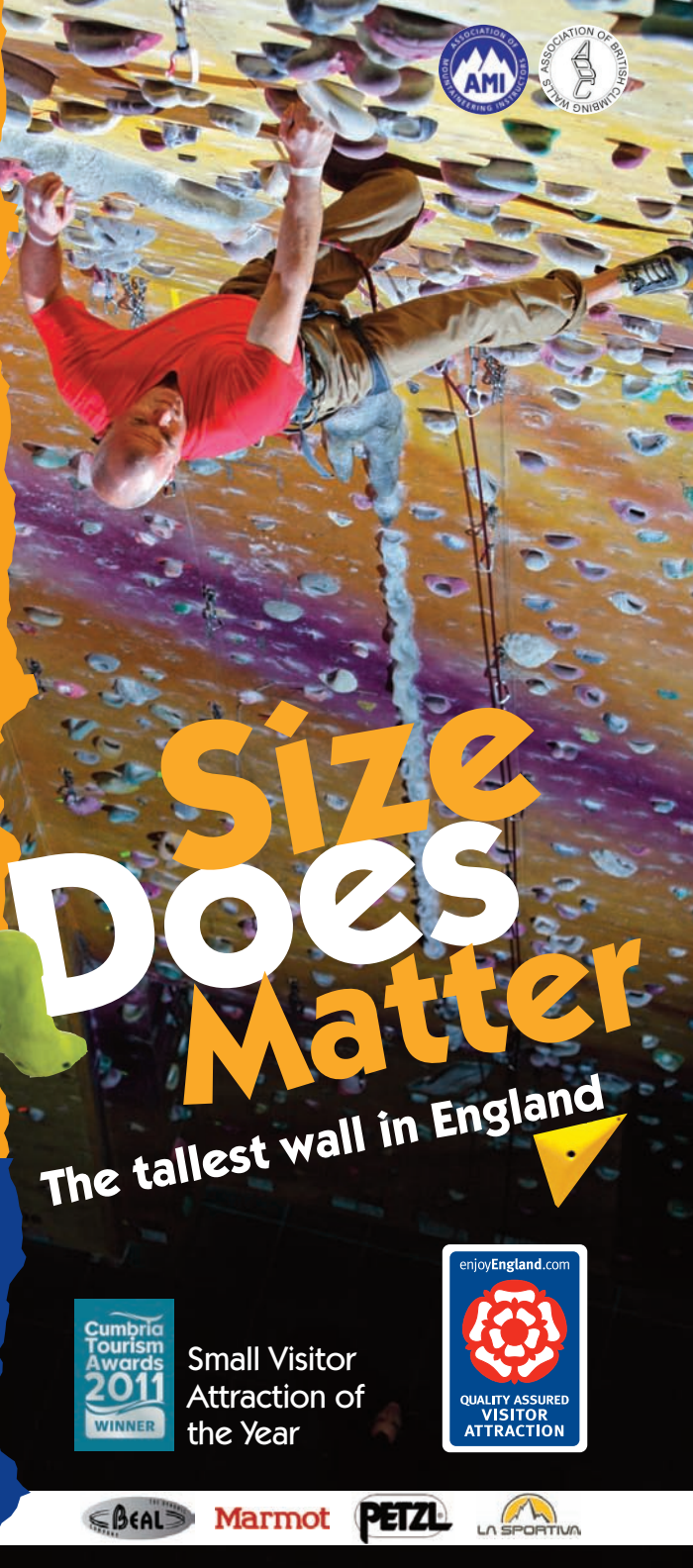
For more information,
give us a call or check out
our website & online shop

01539 721766

info@kendalwall.co.uk

www.kendalwall.co.uk

Join us on
facebook



Size Does Matter

The tallest wall in England



Small Visitor
Attraction of
the Year



Marmot



URBAN CLIMBER

Getting started at the climbing wall with climber magazine

Starting out can be daunting with all the jargon and complicated looking kit but help is at hand with our beginner's guide to some of the essential things to get you on your way at the climbing wall.

1. 'TYING IN' - WHAT KNOT TO USE?

The most important thing here, of course, is that you check you and your partner are tied onto the rope securely before starting to climb but there are different ways to do it from a 'figure of eight' to a 'bowline' or 'clip-ins'. **Keith Fleming (MIC), Technical Advisor to High Sports Group** explains about the different knots you can use when tying in at the wall.

Even experienced climbers can forget to check if they are tied onto the rope securely - with disastrous consequences so always heed the BMC advice to 'check or deck'!

Bowline or figure of eight?

Generally, these two knots are the most common used by climbers for tying on and more experienced climbers may swap between the two depending on what they are doing. Some climbing walls will have a policy on which knot they want you to use (most often figure of eight). This helps the wall operator monitor that everyone is tied on correctly.

The figure of eight is about as foolproof as any knot can be. It can take loading from all sides and even when tied incorrectly has a high chance of holding (depending on how bad the mistake is!). A figure of eight mis-tied can often lead to an overhand knot, which is slightly stronger, but a nightmare to undo once loaded. Generally, a neatly tied knot with no twists is easier to undo, and is easier to check for mistakes.


This does not mean the bowline is any less safe. It is easier to undo after a heavy loading and is great for tying ropes around trees etc. when creating an anchor. However, it can slip if loaded incorrectly, and if a stopper knot isn't added it can come undone completely. For this reason, it is generally not recommended at climbing walls.



A correctly tied figure of eight.



An incorrectly tied stopper on a figure of eight.



A correctly tied bowline.



On this bowline, the stopper knot is too far up the rope leaving a loop that could be clipped into in error.



Common symmetrical belay devices - The 'slick' Black Diamond ATC, the mid-friction DMM bug and the traditional 'grabby' sticht plate.

Stopper Knots

I hear regularly from climbers that the stopper knot is a waste of time and a figure of eight won't come undone. Probably true if sufficient tail is left but then, of course, that tail it gets in the way. In my experience as soon as you allow people to stop using stopper knots, the 'tail' gets smaller and smaller, until it is too short and the knot becomes unsafe. So use a stopper, neatly tied (a double fisherman's on a figure of eight is less likely to come undone and sits neatly) and you can't go wrong. On a bowline, the stopper is absolutely critical so when tying a bowline, use a Triple Fisherman's. Always sit the stopper right next to the main knot. Leaving a gap can create a loop that is tantalisingly easy to clip in to in error, especially for novices or outdoors when clipping in to belays.

2. BELAY DEVICES

The belay device is what you put the rope through when you are belaying your climbing partner. The friction of the device allows you to hold the climber when they fall. Choosing the right belay device from the many available can be confusing - **Jon Wilson, climbing wall manager at Calshot Activities Centre** explains how the different belay devices work and how to choose the right one for you.

Things to think about when choosing a belay device

Size of climber/belayer: Smaller belayers belaying larger climbers may want a higher friction device to help hold falls and control lowers. However, watch for the belayer being pulled off the ground when holding a fall. A ground anchor may be useful in some circumstances. Conversely when belaying small climbers; especially small children, high friction devices mean it is harder to lower them down as there is too much friction in the system.

Grip strength of the belayer: This may vary between belayers; slicker devices will generally need a higher grip strength to be able to hold falls and lower in control.

Experience of the belayer: It is probably best that inexperienced belayers use higher friction devices as this will generally make it easier for them to hold falls and control lowers. However, some very grabby devices can make it very difficult for the belayer to take the rope in at all.

Rope diameter and condition: All belay devices are designed to be used with a range of rope diameters. For some devices this can be quite limited, check if you are unsure. Thin ropes will need higher friction than thicker ones. Remember, especially on climbing walls, ropes tend to get slightly thicker and stiffer over time.

Assisted braking belay devices: These devices, such as the Petzl Grigri 2, mechanically pinch the rope, allowing very little slippage when holding a fall. They are **not** hands-free devices, however! They help when holding falls and resting climbers but extra care is needed when lowering. Once the 'brake' handle is pulled there is often less friction than with many slick manual devices and you only have one free hand to control the speed of the lower.

Asymmetrical belay devices - the Metolius BRD which increases the jamming properties of the device as the karabiner is pulled into the slot and the Black Diamond ATC XP which produces more friction when the rope runs through the 'teeth'.





Smaller belayers need to think about device choice carefully to make it easier for them to hold larger climbers.

Conclusion

Choosing the right belay device can be vital in keeping your climber safe. What may be best for them to belay you may not be best for you to belay them. Finally, remember most belaying accidents are due to lack of attention of the belayer not the incorrect device.

Further Information:

📄 www.thebmc.co.uk/skills

Download the BMC Belaying and Abseiling leaflet at 📄 www.thebmc.co.uk/belaying

3. CLIMBING TIPS - FOOTWORK

Forget bulging biceps or fingers of steel - when you're starting out good footwork is often the difference between being stuck scrambling at the crux and reaching the top of a route. Jon Allsopp from **Reading Climbing Centre** shows you these easy ways to improve your footwork.

Place your foot once and place it right: A way to encourage good foot placement is to be really disciplined with yourself. When climbing, tell yourself you're not allowed to rearrange your foot on a hold. Regardless of the results once that foot's placed on a hold you're going to have to deal with the consequences. Another way to ensure you are standing on the right part of your foot is to subtly tape your mid-sole. This may look a bit suspect but will ensure you are aware which part of your foot is a no go!

Mix it up: Climbing on different holds and angles will only increase your knowledge of what's required to use your feet well. Standing on screw-ons and features will provide you with different experiences to simply standing on the footholds provided. Similarly, climbing on steep walls and slabs will help you to learn the difference that angle can have on how you use your feet. For example, steep walls require more pushing through your toes to ensure you stay on, while dropping your ankles on a slab will give you a greater surface area to push against.

Try it in your warm-up: It is very easy to become sloppy when climbing at your limit, so for the purposes of improving your footwork you should try these routines when you are fresh and driven to improve. You will see the best results if you climb how you want to climb (in this case with better footwork) during your warm-up. If, when you concentrate on it, you climb with great footwork, this will eventually transcend into your normal climbing as well when you're pushing things a bit harder.

For more Beginner's Guides and Starting Out tips go to 📄 www.climber.co.uk

Visit 📄 www.thebmc.co.uk/skills to watch videos on tying a figure of eight knot, belaying and movement. 📺

*Good footwork is essential on steeper routes like this.
Photo: Reading Climbing Centre*



www.rokt.co.uk
(01422) 893 710



300+ BOULDER PROBLEMS
SPREAD ACROSS 5 CHAMBERS!

50+ TOP ROPED ROUTES
INCLUDING ADRENALIN-PUMPING
GLOW-IN-THE-DARK SILO CLIMBS!

21M LEAD WALL
SLAB & OVERHANG ROUTES

TIPPED TO BECOME THE UK'S
MOST INNOVATIVE CLIMBING CENTRE!

team building, family fun & thrill seeking adventure!

We provide a host of activities for all ages and abilities:

- Exploring
- Climbing (on the rocks or with our very own transportable climbing wall!)
- Caving
- Biking
- Archery
- Abseiling
- Hiking
- and much more ...

We offer:

- Corporate Team Building
- One-to-one Coaching
- Group Sessions
- Birthday, Hen and Stag Parties
- Kids' Clubs (evenings & holidays)
- Fêtes and Fun Day Bookings

T: 01538 398866
www.leek.ac.uk
upperlimits@leek.ac.uk



upperlimits 
everyday limits for adventure activities

Staff are fully trained with National Governing Body awards and national rankings in many sporting areas, so you can rest assured that you'll be in safe hands!

London & South East

DIRECTORY

Amersham

The Climb, Bensheim Way, Chiltern Avenue, Amersham, Bucks, HP6 5AH. 01494 721112.

📞 www.theclimb.co.uk

11m lead walls. Additional bouldering. Traverse wall.

Mon-Thurs 1200-1600, 1800-2230, Fri 1200-1600, 1830-2230, Sat/Sun 1230-2130. £6.80/£7.85.



Aylesbury

Aylesbury College, Oxford Road Campus, Aylesbury, Bucks, HP21 8PB. 01296 588566.

📞 www.aylesbury.ac.uk

Corner of the Sports Hall, bricks missing, concrete chimneys.

Banbury

Dewey SC, Bloxham School, Bloxham, Banbury, OX15 4PE. 01295 720072.

11m wall concrete wall with additional bouldering.

Phone for hours and cost.

Basildon

High Sports Basildon, Basildon Sporting Village, Gloucester Park North, Basildon, Essex, SS14 3GR.

📞 www.high-sports.co.uk

Dedicated centre with 10m main wall and boulder wall. Full height slab and overhanging sections. 2Tru-blu auto belay's. Mon-Fri 1200-2200 Sat/Sun 0900-1800 £8.60.



Bedford

Kempston Outdoor Centre, Hillgrounds Rd, Kempston, Bedford, MK42 8QQ.

KempstonOutdoorCentre@bedscc.gov.uk

5.3m high, 34m long. Mon 1800-2200, Wed 1800-2200, Sat 1500-20:00. £5.00.



Alexander SC, de Montfort University, Sidney Rd, Bedford, MK40 2BQ. 01234 345208. 📞 www.beds.ac.uk

Mon-Fri 1800-2200, Sat/Sun 0900-1700. £7.75.



Bexhill on Sea

Bexhill College, Turkey Rd, Bexhill on Sea, East Sussex, TN39 5HF. 01424 214545. 📞 www.bexhillcollege.ac.uk

40sqm 8m high wall with 4 lines. Mon-Fri 1700-2000, Sat/Sun 0900-2200. Check with college for holiday opening. £3.00.



Bognor Regis

The Arena, Bognor Regis Community College,

Westloats Lane, Bognor Regis, PO21 5JD. 01243 870000.

9m wall, 12 TR lines, abseiling platform & 180sqm bouldering wall. Mon/Wed-Fri 1700-2230, Sat/Sun 0900-1800, at weekends call Arena to confirm hours. £4.50.



Bourne End

Bourne End Junior Sports Club, New Rd, Bourne End, Bucks, SL8 5BW. 01628 528110. 📞 www.bejsc.co.uk

6m lead/TR wall & separate bouldering wall.

Mon/Tue/Thu 1700-2200.



Brighton

NIVEA SUN Yellowwave Beach Sports Venue, Brighton Beach, 299 Madeira Drive, Brighton, BN2 1PS. 01273 672222.

📞 www.yellowwave.co.uk

Open air 10m traverse bouldering wall on Brighton Beach (3.5m high) with sand landing. Mon-Sun 1000-2200. £3.50-£4.50.



Broadstairs

Revolution Climbing Centre, Oakwood Ind Est,

Dane Valley Rd, St Peters, Broadstairs, CT10 1LF.

01843 866706. sam@revolutionclimbingcentre.co.uk

📞 www.revolutionclimbingcentre.co.uk

8TR/lead walls up to 9m, including 5m arch.

Bouldering cave and comp. style wall.

Tues, Wed, Fri, Sat 1000-2200, Sun 1000-2000. £5.00.



Cambridge

Kelsey Kerridge Sports Hall, Queen Anne Terrace,

Gonville Place, Cambridge, CB1 1NA. 01223 462226.

📞 www.kelseykerridge.co.uk

Moulded concrete wall with roof and other features.

Mon-Sun 0900-2300. £4.70.



Cannington

Cannington Outdoor Activity Centre, Bridgwater

College, Cannington Centre for Land-based Studies, Cannington, Somerset, TA52LS. 01278 65 5241.

BONSTOWD@bridgwater.ac.uk



BULGING WITH CLIMBING GEAR

Many shops claim to be climbing specialists. At Rock On we sell Climbing/Mountaineering equipment & Books and absolutely nothing else. **NOTHING ELSE.**

Now that's specialist.

Find us at

Redpoint Climbing Centre

77 Cecil Street
Birmingham
B19 3ST

Tel: 0121 359 8709

Mile End Climbing Wall

Haverfield Rd
London E3 5BE

Tel: 0208 981 5066

Craggy Island

9 Cobbett Park,
Moorfield Road
Slyfield Estate

Guildford GU1 1RU

Tel: 01483 565635

THE BEST OF DEVON CLIMBING WHATEVER THE WEATHER

DARTROCK CLIMBING CENTRE

Old Totnes Road,
Buckfastleigh,
Devon TQ11 0NF

Tel: (01364) 644 499

Open 7 days a week

Minutes from the A38, and a short drive from Exeter, Plymouth, Dartmoor or Torbay coastal climbs

- **Leading on all routes**
- **Extensive top-roping**
- **Regular resetting of routes**
- **Bouldering**
- **Traversing**
- **Training**
- **Highly qualified staff**



Visit our web page for more information:

WWW.DARTROCK.CO.UK

London & South East

DIRECTORY

Canterbury

Kings School Recreation Centre, 1 St Stevens Rd, Canterbury, CT2 7HU. 01227 595602. www.kingsrecreation.co.uk
Small outside breezeblock wall with stone inserts.
Check with centre for availability.



University of Kent Sports Centre, Canterbury, Kent, CT2 7NL. 01227 827313. www.kent.ac.uk/sports
Vertical wall with 3 belays. Mon-Sun 0900-2200.
(Usage restricted dependent on use of hall).



Cheshunt

Herts Young Mariners Centre, 213 Windmill Lane, Cheshunt, Herts, EM8 9AJ. 01992 628403.
www.hymb.com
Outdoor wall open 0930-dusk - floodlit on Wed until end Oct. £5.00. Annual Membership £5.00.



Chessington

Chessington Rocks, Chessington SC, Garrison Lane, Chessington, KT9 2JS. 0208 974 2277.
www.chessingtonsportscentre.co.uk
15 ropes, small bouldering area.
Mon/Wed/Thu 1800-2200, Sat 0900-1300. £5.00.



Chichester

Chichester College Climbing Wall, Westgate Fields, Chichester, West Sussex, PO19 1SB. 01243 812936.
www.chichester.ac.uk/facilities/sportCentre
richard.lowe@chichester.ac.uk
8m high lead/TR wall, 20 climbing lines, bouldering area.
Mon 1800-2130, Thu 1800-2130, Sat 1200-1700.
£3.50 - £5.50.



Colchester

Essex University SC, Wivenhoe Park, Colchester, CO4 3SQ. 01206 873250.
www.essex.ac.uk/sport/indoor/climbingwall
Up to 8m high lead/TR walls. Bouldering wall with slabs, aretes etc. 250sqm. Mon-Fri 0900-2200, Sat/Sun 1000-1800. £3.10.



Go Bananas Play Co. Ltd, 9-10 Mason Road, Cowdray Centre, Cowdray Ave, Colchester, Essex, CO1 1BX. 01206 761761.
www.go-bananas.co.uk 6m by 2m wall, two auto belays, within an adventure play centre.
Mon-Sun 0930-1830. £3.20-£3.95.



BIG RED Climbing Wall, Tiptree Community SC, Maypole Road, Tiptree, Colchester, CO5 0EJ. 01621 817499. tiptreesportscentre@colchester.gov.uk
www.tiptreesportscentre.co.uk
85sqm with various features and overhangs. Please call for opening times.



Crawley

High Sports Crawley, K2, Pease Pottage Hill, Crawley, West Sussex, RH11 9BQ. 0845 363 1177.
www.high-sports.co.uk Dedicated centre with extensive 12m lead and TR. New Tru-Blue auto belay.
Mon-Fri 1200-2200, Sat/Sun 0900-1830. £8.15.



Crowborough

Evolution Indoor Climbing, Plumyfeather Farm, Lye Green, Crowborough, East Sussex, TN6 1UX. 01892 862924.

www.evolutionindoorclimbing.co.uk
info@evolutionindoorclimbing.co.uk. 400sqm bouldering up to 5.5m. 11 belay lead climbing area. Small abseil tower. Large woodie training area. Tues-Thurs 1400-2200, Fri 1400-1800, Sat/Sun/School hols 1000-1800. £9.00.



Crowthorne

Wellington Sports Club, Wellington College, Dukes Ride, Crowthorne, Berks, RG11 7PU. 01344 444244.
www.wellingtoncollegesportsclub.co.uk
Up to 9m TR moulded concrete walls. Limited availability, check first.



Deal

Kingsdown Scout Camp, The Avenue, Kingsdown, Deal, Kent, CT14 8DU. 01304 362455.
Up to 5m high bouldering wall. 65sqm.
Mon-Sun Apr-Sep 0900-2000 - Must phone 2 days in advance to book.





www.climbingwall.co.uk

DESIGN • MANUFACTURE • INSTALL • SERVICE

Top Rope / Lead Walls

Bouldering Walls

Competition Walls

Mobile Towers

Free Standing Boulders

School Walls

Traverse Walls

Inspection & Service

Bolt on Holds

Training Boards

Volumes & Reliefs

Climbing Equipment

For more information:

info@climbingwall.co.uk

+44(0)1768779959

London & South East

DIRECTORY

East Grinstead

Blackland Farm, Grinstead Lane, East Grinstead, West Sussex, RH19 4HP. 01342 810493. blackland@girlguiding.org.uk

Up to 7m TR wall with moulded concrete, resin panels and bolt-on holds. 105sqm. Abseil tower available for hire.

Mon-Sun 0900-2100.



Eastbourne

University of Brighton Sports Centre, Denton Rd, Eastbourne, BN20 7BJ. 01273 643706.

www.brighton.ac.uk/sport/brighton

Traversing wall. Matted bouldering area.

Mon-Fri 0730-2200, Sat-Sun 0830-1730. Casual use available to members of sports centre.



Ely

Mepal Outdoor Centre, Chatteris Rd, Mepal, Ely, CB6 2AZ.

01354 692251. www.mepal.co.uk

Separate room at outdoor centre with 11m lead wall with more TR's. Phone to check availability & price.



Godalming

Charterhouse Club Climbing Wall, Duke's Drive, Charterhouse, Godalming, Surrey, GU7 2RS. 01483 239600.

www.charterhouseclub.com

Moveable overhang and slab walls. Bouldering cave.

Please check online for opening times.



Guildford

Surrey Sports Park, University of Surrey, Guildford. GU2 7AD.

01483 689111. www.surreysportspark.co.uk

Guildford's new climbing centre as part of Surrey Sports Park.

12m high wall, 60m of traversing, cave. Mon & Fri 1200-2200, Tue-Thur 1000-2200, Sat & Sun 1000-1800.



Craggy Island, Unit 9 Cobbett Park, Moorfield Rd, Guildford.

0844 8808866. www.craggy-island.com

Large dedicated centre. 1000+sqm of walls up to 10m lead/TR. Additional bouldering. Mon-Fri 1000-2200, Sat/Sun 1000-2000. £10.00.



Hampton

Hampton School Rock Wall, Hanworth Road, Hampton, Middlesex, TW12 3HD. 0208 9790476.

staff@hamptonschool.org.uk

Up to 8m high outdoor moulded concrete lead/TR tower plus bouldering. Contact school for availability.

Harlow

Harlow Outdoors and Climbing Wall,

Burnt Mill Lane, Harlow, Essex, CM20 2QS.

01279 620270. www.esseoutdoors.org

info@harlowoutdoors.com

1000sqm of TR/lead wall climbing, up to 14m, separate bouldering room. 10m outside wall.

Mon-Thurs 1000-2200, Fri 1000-2000 Sat/Sun 1000-1800.



Harrow

Harrow School, Football Lane, Harrow, Middlesex, HA1 3HP.

0208 864 9191. www.harrowschool.org.uk

Traverse wall plus 9m lead wall on outside of sports hall.

Mon-Sun 0900-1300 term time, 0900-dusk during holidays. £1.00.

Rock Frog Harrow Wall, Harrow Leisure Centre, Christchurch Av, Harrow, HA3 5BD. 020 89015980.

www.rockfrog.co.uk

Lead wall, a selection of TR, and traverse wall.

Mon-Thurs 1630-2200, Sat/Sun 1000-1630. £5.00.



Hatfield

Hertfordshire Sports Village, de Havilland Campus, Hatfield Business Park, Hatfield, Herts, AL10 9EU.

01707 281172. www.hertssportsvillage.co.uk

12m wall with bouldering cave & abseil facility. 8TR.

Slab, vertical & overhanging lead walls. Bring your own quick draws. Mon-Fri 0600-2230, Sat 0800-1900, Sun 0800-2100. £7.00.



Hemel Hempstead

XC, Jarman Park, Hemel Hempstead, Hertfordshire,

HP2 4JS. 01442 228 799. www.thexc.co.uk

enquiries@thexc.co.uk. 880sqm of climbing, bouldering, 15m roped area including autobelay and trad wall. High ropes course and 152m caving system.

Mon-Sun 1000-2200. Costs see website.





CLIMBING CENTRE



- the surrey sports park offers some of the finest and most challenging indoor climbing
- discover a testing variety of overhanging competition climbs
- an exciting resin-featured lead wall!
- excellent training area for the novice, which boasts a number of ledges that allow for skill development
- extensive bouldering wall. this offers a range of challenges for all levels of climber, and is the perfect area for training
- the 'cave' is a fully featured climbing facility housed in a cave-like surround. it will give you the opportunity to take on the most demanding of challenges, grappling with overhangs and 'volume' sections across the roof, along with 3d features across the walls
- put all of these features together, and then include traversing, private and group instruction, competition and social programmes, corporate team building, you will find an exceptional climbing experience

t: 01483 689111

surreysportspark.co.uk

London & South East

DIRECTORY

Hockley

Clements Hall LC, Clements Hall Way, Hawkwell, Hockley, Essex, SS5 4LN.

01702 207777. www.clementshall.co.uk

8m high block with rock insert wall. 300sqm. £4.50.

Please phone before visit.



Huntingdon

Grafham Water Centre, Perry, Huntingdon, Cambridgeshire, PE28 0BX. 01480 810521. www.grafham-water-centre.co.uk

10m wall, 72 sqm, 7 belay lines. TR/lead. Contact centre for opening times.



Ipswich

The Leading Edge, Copleston High School, Copleston Rd, Ipswich, IP4 5HD. 01473 274178.

9m lead/TR walls with slabs, overhangs etc.

Plus traverse wall.

Mon 1900-2200, Wed-Fri 1800-2200. £3.50.



Kings Langley

Phasels Wood Scout Camp, Rucklers Lane, Kings Langley, Herts, WD4 9NA. 01442 252851.

www.phaselswood.org.uk

11.5m lead/TR outdoor floodlit tower. 440sqm with 36m girdle traverse. Oct-Mar Mon-Sun 1000-Dusk,

Apr-Oct Mon-Sat 1000-2130, Sun 1000-Dusk. £3.50.



Lewes

Lewes LC, Mountfield Rd, Lewes, East Sussex, BN7 2XG.

01273 486000. www.waveleisure.co.uk/lewes

28sqm curved resin bouldering & TR wall. Mon 0730-2200,

Tue 0730-1800 & 2200-2300, Wed & Thur 0730-2200,

Fri 0730-2200, Sat 1500-2000, Sun 0900-2000. £3.50.



London

Sobell SC, Hornsey Rd, Holloway, London, N7 7NY.

0207 609 2166. 13m high curved resin lead wall, traverse corridor plus a variety of other wall surfaces.

Mon-Fri 1700-2200, Sat 1000-1800, Sun 1000-2000. £3.50.



Climb London East Ham, East Ham Leisure Centre, 324 Barking Road, E6 2RT. 0845 363 1144.

www.climblondon.co.uk

Dedicated wall with extensive 10m lead and TR routes plus bouldering cave. Mon-Fri 0700-2200, Sat/Sun 0800-1800. £7.60.



Climb London Crystal Palace, National Sports Centre, Leddington Road, SE19 8B. 0845 363 1144.

www.climblondon.co.uk

Completely re-built in 2010, large bouldering area plus TR. Mon/Tue/Thu 1730-2200, Wed 1400-2200, Fri no public entry. Sat/Sun 0945-1700. £7.30



Mile End Wall, Haverfield Rd, Bow, London, E3 5BE.

0208 980 0289. www.mileendwall.org.uk

Dedicated climbing centre with extensive bouldering facilities of all types. Up to 13m lead/TR walls. Mon-Thu 1200-2130, Fri 1200-2100, Sat/Sun 1000-1800. £7.00.



Westway SC, 1 Crowthorne Rd, London, W10 6RP.

0208 969 0992. www.westwaysportscentre.org.uk

One of London's biggest climbing centres with 67 lead lines & 55 TR lines up to 13.5m, incl. outdoor walls.

Bouldering wall catering for all levels. Mon-Wed & Fri 0930-2200, Thu 0800-2200, Sat/Sun 1000-2000. £9.75.



Castle Climbing Centre, Green Lanes,

Stoke Newington, London, N4 2HA. 0208 2117000.

www.castle-climbing.co.uk

One of the UK's largest dedicated indoor climbing centres with 98 TR and lead walls from 7 to 13.5 m, 10 bouldering areas and 40m abseil tower for outdoor and indoor abseils. Weekly resets and regular guest setters. Mon-Fri 1400-2200, Sat/Sun 1000-1900, Bank Hols 1000-2200. £11.50.



Climb London Hendon, Marble Drive, Hendon,

NW2 1XQ. 0845 363 1144. www.climblondon.co.uk

Dedicated climbing room with 8m high lead and TR routes. Mon-Fri 0900-2200, Sat/Sun 0900-1800. £6.10.







Climbing Walls

International
www.drclimbingwalls.com

Design Manufacture Installation



Tel: 0113 284 2369 Fax: 0113 284 3128

London & South East

DIRECTORY

Climb London Hackney, Britannia Leisure Centre,
40 Hyde Road, Hackney, N1 5JU. 0845 363 1144.

📍 www.climblondon.co.uk

Small resin wall with TR and bouldering.

Mon-Fri 0700-2200, Sat/Sun 0800-2000. £6.10.



Climb London Brixton, Brixton Recreation Centre,
27 Brixton Station Rd. SW9 8QQ. 0845 363 1144.

📍 www.climblondon.co.uk

8m high TR routes and traversing.

Mon-Fri 1200-2200, Sat/Sun 0900-2000. £6.60.



Climb London Swiss Cottage, Adelaide Road, Camden,
NW3 3NF. 0845 363 1144 📍 www.climblondon.co.uk

Dedicated climbing wall with 14m lead and TR routes plus
bouldering cave and new Tru-Blue auto belay.

Mon-Thu 1000-2200, Fri 0900-1900, Sat/Sun 1000-1800.
£7.85.



Ethos Climbing Wall, Sport Imperial, Imperial College
London, 7 Prince's Gardens, South Kensington, London,
SW7 2AZ. 020 7594 6660. 📍 www.imperial.ac.uk/sports

14 lines - 9 TR and 5 lead. 3 overhangs, 2 vertical. TR on
freeform, Lead on wood.

Mon-Fri 0700-2200, Sat & Sun 0800-2000.



Saab Ice Wall, Tower House, 3-11 Southampton St,
Covent Garden, London, WC2E 7HA. 0207 395 1010.
london@vertical-chill.com. 📍 www.vertical-chill.com

Ice climbing wall running through the shop's 2 floors.

8m high. Learn to Ice Climb-£40. Tues 1230-1730,

Wed & Fri 1030-1730, Thurs 1030-1830, Sat 1000-1700,

Sun 1200-1600.



Camden Square Activity Park, Camden, London, NW1.
Open access boulder

Newham Boulder, 63 Drew Rd, London, E16.
Another open access boulder.

The Arch Climbing Wall, 6 Bermondsey Street, London,
SE1 2ER. 0207 4070999 📍 www.archclimbingwall.com

Dedicated bouldering centre in railway arch. Weekly resets.
Mon-Fri 1200-2030, Sat/Sun 1100-2200. £10.00.



Shoreditch and Mabley Green Boulders.

Real rock boulders in Shoreditch Park N1 6TA and
Mabley Green parks E9 5RN.

West 1 Climbing, Seymour Leisure Centre, Seymour
Place, London W1. Baker Street tube. 0845 363 1177

📍 www.high-sports.co.uk

Dedicated centre with lead/TR and bouldering.

Mon-Fri 1200-2200, Sat/Sun 0900-1900. £7.85.



Fairlop Waters Boulder Park, Forest Road, Barking, Essex,
IG6 3HN. 📍 www.redbridge.gov.uk

9 outdoor boulders.

The Reach Climbing Wall, Unit 6 Mellish Estate,
Harrington Way, Woolwich, SE18 5NR. 020 8855 9598.
info@thereach.org.uk 📍 www.thereach.org.uk

11m TR/Lead wall. Mon-Fri 1400-2200, Sat/Sun 1000-1900.
£5.00 -£9.00.



Lowestoft

East Face Indoor Climbing Wall, Waveney SC, Water Lane,
Lowestoft, NR32 2NH. 01502 569116. 95sqm wall. Ring first.



Maidstone

Maidstone LC, Mote Park, Willow Way, Maidstone, ME15 7RN.
01622 761111. 📍 www.maidstoneleisure.com

9m wall in sports hall. Block construction with rock insert
holds. Phone to check availability. £3.00.



Midhurst


High Sports Midhurst, River Site, Lamberts Lane,
Midhurst, GU29 9DT. 0845 363 1177.

📍 www.high-sports.co.uk

Open evenings and weekends, 10m lead/TR.

Tues-Wed 1800-2200, Sat/Sun 0900-1800. £8.15.





high
sports

www.high-sports.co.uk
0845 363 1177

ALTON
BASILDON
CRAWLEY
ELMBRIDGE
MIDHURST
PLYMOUTH
REDHILL
ROTHERHAM
SUTTON

climb
london

www.climblondon.co.uk
0845 363 1144

BRIXTON
CRYSTAL PALACE
EAST HAM
HACKNEY
HENDON
SWISS COTTAGE
WESTMINSTER

London & South East

DIRECTORY

Milton Keynes

Ellis Brigham Climbing Wall, Unit 32, Xscape, 602 Marlborough Gate, Avebury Boulevard, Milton Keynes, MK9 3XA. 01908 237748.

📍 www.vertical-chill.com 2 towers 10m and 13m plus bouldering wall. Self belay protection available. The wall is part of a retail complex.

Mon-Sat 1000-1900, Sun 1100-1700.



Caldecotte Project, George Amy Centre, 366 Simpson Rd, Milton Keynes, MK6 3AG. 01908 232042. 12m outdoor wooden tower with high ropes course attached. Phone for opening and prices.



Big Rock CC, Unit 1, Newmarket Court, Kingston, Milton Keynes, MK10 0AG. 01908 583128.

📍 www.bigrockclimbing.co.uk

Dedicated Centre. Up to 12m high lead/top roping. Auto belay available. 650sqm bouldering arena. Separate children's bouldering area.

Mon-Fri 1100-2200, Sat/Sun 1000-1900 £8.70.



Newbury

Waterside Centre, Toomers Wharf, Northbrook Street, Newbury, Berks RG14 1DS. 01635 41269.

Norwich

The Peak at Sportspark, University of East Anglia, Norwich, NR4 7TJ. 01603 592398.

📍 www.sportspark.co.uk 16 lines on 11m lead/TR wall with separate bouldering cave. Mon-Sun 0820-2200. £5.00.



The Norwich Boulder, Pinter Field, Off Aylsham Rd, Upper Hellesdon, Norwich, NR3. Open access boulder.

Oxford

Rock Solid, Oxford Brookes University, Gypsy Lane, Headington, Oxford, OX3 0BP. 01865 484373.

📍 www.brookes.ac.uk/sport/climb

Dedicated room 14m lead walls and bouldering area. Mon-Fri 0730-2300, Sat/Sun 0900-2200. From £4.00.



Iffley Road Bouldering Wall, Oxford University Sports Centre, Jackdaw Lane, Iffley Road, Oxford, OX4 1EQ.

📍 www.users.ox.ac.uk/~climbing

3m high 15m long vertical bouldering wall. Must be member of Oxford Uni. Mountaineering Club to use.



The Oxford Boulder, Fry's Hill Park, Oxford, OX4. Open access boulder.

Standlake Boulder, Standlake Village, Witney, Oxford. Open access boulder.

Peterborough

Peterborough CW, Town Sports Club, Bretton Gate, Peterborough, PE3 9UZ. 01733 260026.

📍 www.peterboroughclimbingwall.co.uk

20 lines up to 7m lead/TR plus bouldering cave.

Mon-Fri 1900-2200, Sat/Sun 1300-2100. £5.



Portsmouth

The Cellar, Peter Ashley Activity Centre, Fort Purdock, Portsdown Hill Rd, Portsmouth, P06 1BJ. 023 9232 1223.

140+sqm of underground bouldering.

Mon-Fri 0900-2100, Sat/Sun 0900-1300. £3.50.

Reading

Reading Climbing Centre, Unit 33, Robert Cort Industrial Estate, Britten Road, Reading RG2 0AU.

📍 www.readingclimbingcentre.com

90TR/lead lines up to 14m high. Extensive dedicated bouldering area. Training Facilities.

Mon-Fri 1000-2200, Sat & Sun 1000-1800. £8.75.



The Drake Centre CW, Pangbourne College, Pangbourne, Reading, RG8 8LA. Ring first on 0118 976 7428.

Adventure Dolphin, Dolphin Centre, Whitchurch Road, Pangbourne, Reading, Berkshire, RG8 7DA.

📍 www.adventuredolphin.co.uk

Outdoor education centre - 8.5m TR/Lead ledge, volumes and overhangs.

Check website for more info.



Redhill

High Sports Redhill, Unit 6, Orchard Business Centre, Redhill, Surrey, RH1 5EL. 0845 363 1177, www.high-sports.co.uk Training room 2010. Dedicated dry-tooling area. Mon-Fri 1000-2200, Sat/Sun 0900-1830. £8.15.



Rochester

Arethusa Venture Centre, Lower Upnor, Rochester, ME2 4XB. 01634 296358. www.arethusa.org.uk 10m outdoor TR wall with wheelchair abseil ramp. Separate bouldering room and indoor lead wall. Tue/Wed 1700-2100, Sat/Sun 1300-1800. £6.50.



Sherborne

Oxleys Sports Centre, Bradford road, Sherborne, Dorset DT9 3DA. 01935 818270 www.oxleysc.com 7m Lead/TR walls. Wed 1800-2100, Fri 1800-2000. £7.



Shoreham-by-Sea

Adur Outdoor Activities Centre, Brighton Rd, Shoreham-by-Sea, West Sussex, BN45 5LT. 01273 462928. www.aoc.org.uk adur.outdoor@westsussex.gov.uk 10 metre high wall, 300sqm, 26 ropes, 4m high bouldering wall. Mon-Fri 0900-2200, Sat & Sun 0900-1700.



PRIMARY
NICAS

Southampton

Calshot Activities Centre, Calshot Spit, Fawley, Hampshire, SO45 1BR. 023 8089 207 calshot.ac@hants.gov.uk, www.calshot.com 1200sqm of wall surface, 82 rope lines, over 300 routes, Mixed TR & leading up to 14m high. Large bouldering wall, traverse walls and campus board. Mon/Tues/Fri 1800-2200, Wed/Thurs 1400-2200, Sat 1000-1900 (1730 Apr-Sept), Sun 1000-1700. £6.40-£10.



Southampton Climbing Centre, St Mary's Rd, St Mary's, Southampton, SO14 0BL. 023 8022 7579. stmarys.lc@southampton.gov.uk 19TR lines and bouldering. No lead climbing. Mon-Fri 0845-2200, Sat/Sun 1000-1800. £3.70.

NICAS

Stowmarket

The Cragg, Mid Suffolk LC, Gainsborough Rd, Stowmarket, IP14 1LH. 01449 674980. adam.fletcher@midsuffolk.gov.uk 440sqm of wall, new bouldering room, lead and TR lines, Traverse wall. Mon-Fri 0800-2230, Sat 0800-1730, Sun 0800-2100. £2.75-£4.90.



Sunbury

The Heights, Sunbury LC, Nursery Rd, Sunbury, Middlesex, TW16 6LG. 01932 772287. www.heightscc.co.uk 12 belays on 9m wall. Tue 1700-2200, Wed 1800-2200, Thu 2000-2200, Sat/Sun ring first. £3.60.



Sutton

Craggy Island, Oaks Park Sports Centre, Woodmansterne Rd, Carshalton, Surrey, SM5 4AN. 0844 8808866. www.craggy-island.com Dedicated bouldering centre, 100sqm with caving system. Mon/Tues/Thurs 1600-2200, Wed/Fri 1230-2200, Sat/Sun 1000-2000. £10.00.



High Sports Sutton, Sutton Life Centre, 24 Alcorn Close, Sutton, Surrey, SM3 9PX. 0845 363 1177 www.high-sports.co.uk Outdoor wall - 12 lines with slab to steep overhangs. Open 7 days.



Tidworth

Tidworth LC, Nadder Rd, Tidworth, Hants, SP9 7QN. 01980 847140. www.wiltshire.gov.uk 60sqm lead/TR wall. Only open to general public on Saturdays. Phone first.

Upminster

Stubbers Adventure Centre, Ockendon Rd, Upminster, Essex, RM14 2TY. 01708 224753. www.stubbers.co.uk Outdoor lead/TR/abseil tower 11.3m high. 210sqm. 0830-dusk. £4.50.



Uxbridge

Brunel University Sports Hall, Kingston Lane, Uxbridge, Middlesex, UB8 3PH. 01895 265305.

📞 www.brunel.ac.uk/sport sports.centre@brunel.ac.uk

75m lead & bouldering walls with separate bouldering room.

Mon-Fri 0730-2230, Sat & Sun 0900-1900.

Wall maybe closed at certain times of the year to accommodate University functions, please call to check.



Walton

High Sports, Elmbridge Xcel Centre, Waterside Drive, Walton, Surrey, KT12 2JG. 0845 363 1177.

📞 www.high-sports.co.uk Dedicated centre with 12m high lead and TR, traverse wall and new Tru-Blue auto belay. Mon-Fri 1200-2200, Sat/Sun 0900-1930. £8.15.



Watford

Watford Leisure Centre, Peace Prospect, Watford, Hertfordshire, WD17 3HA. 01923 296750.

📞 www.everyoneactive.co.uk

Dedicated room, 12.5m Lead/TR wall, 7 lines. 125sqm heavily featured wall.

Mon-Fri 0630-2200, Sat/Sun 0800-1900.



Whitchurch

Testbourne Community School, Micheldever Rd, Whitchurch, Hants. 01256 892261.

📞 www.testbourne.hants.sch.uk

66sqm wall. Mon 2030-2200, Wed 1830-2000. £3.00.

Witham

Fairplay Outdoor Ed Centre, Fairplay House, Station Rd, Wickham Bishops, Witham, Essex, CM8 3JL.

01621 891213/613.

9m outdoor moulded concrete tower.

Lead/TR/bouldering/abseiling. 360sqm.

Daylight hours. £4.00.

Worthing

Worthing LC, West Park, Shaftesbury Ave, Worthing, West Sussex, BN12 4ET. 01903 502237.

📞 www.worthingleisure.co.uk

Old style 10m TR wall with wooden features (inc 6m jamming crack) Plus 15m traverse wall. Phone first as 'casual use may be available'.

Wymondham

Wymondham LC, Norwich Rd, Wymondham, Norfolk, NR18 0NT. 01953 607171. wymondhamlc@s-norfolk.gov.uk

Wall has three sections of differing gradients, as well as a bouldering room and a teaching wall.

Mon-Fri 0830-2230, Sat & Sun 0830-1730,

Closed Tue 2000-2230 due to course. Adults £5.50, Under 16s £3.30.



South West

Alton

High Sports Alton, Chawton Park Road, Alton, Hampshire, GU34 1RQ.

0845 363 1177. 📞 www.high-sports.co.uk

Dedicated centre with new Tru-Blue auto belay.

Mon-Fri 1200-2200, Sat/Sun 0900-1800. £8.15.



Barnstaple

The Rock and Rapid Adventure Centre, Hacche Mill, South Molton, Devon, EX36 3NA. 0333 600 6001.

📞 www.rockandrapidadventures.co.uk

11m walls and bouldering area. Up to 60 lead/TR routes.

Mon-Fri 1000-2200, Sat/Sun 1000-1800.



Bishops Cleeve

Bishops Cleeve SC, Two Hodges Rd, Bishops Cleeve, Gloucestershire, GL52 4AD. 01242 673581.

Old fashioned raised brick wall. Evenings/weekends.

Bodmin

Vitalise Churchtown, Lanlivery, Bodmin, Cornwall, PL30 5BT. 01208 872148. churchtown@vitalise.org.uk,

📞 www.vitalise.org.uk

52sqm tower with wheelchair abseil and zip wire.

Booking required, call centre for details.



Bournemouth

Bournemouth University Dept of Sport & Recreation, Fern Barrow, Bournemouth, BH12 5BB. 01202 965012.

7m high lead/TR/bouldering wall.

Mon-Thu 0800-2200, Fri 0800-1800, Sat/Sun 0900-1700. £4.50.



go2



- X2 9.8m Overhanging lead walls
- Over 30 top roping lines
- Extensive Bouldering area
- Beginner/disability slab section
- Equipment hire facility
- Mobile wall available for hire
- Adult & junior courses
- NICAS Awarding centre



Opening times: Mon-Fri 9am-10pm, Sat & Sun 9am-9pm

Prices: £6.00/adult, £3.00/junior, £2.20 Registration

Website: www.preston.gov.uk/climbing

Email: climbing@preston.gov.uk

Phone: 01772 796788

Address: West View Leisure Centre, Ribbleton, Preston, PR1 5EP



Delivering the European Ropes Course Association instructor qualifications

- Training for Traditional Ropes Courses and Adventure Parks
- Technical Advice & Consultancy, leading the industry for 10 years
- We have the equipment to come to you or you can come to us
- Conversion Courses, convert your current certificate to an ERCA

For more info call **Steve Woods 07508 400 250 or visit www.vertex-training.co.uk**

Braunton

Braunton School & Comm College, Exeter Rd, Braunton, Devon, EX33 2JL. 01271 812221.

📞 www.braunton.devon.sch.uk

Very limited access, phone first.

Bristol

Undercover Rock, St Werburgh's Church, Mina Rd, Bristol, BS2 9YT. 0117 908 3491. 📞 www.undercover-rock.com

enquiries@undercover-rock.com

Dedicated centre. Up to 12m high lead/TR walls. Separate bouldering areas.

Mon-Fri 0930-2200, Sat/Sun 0930-1800. £7.50.



PRIMARY
NICAS

The Climbing Academy, Charlton St, Bristol, BS5 0FD.

0117 9072956. 📞 www.theclimbingacademy.com

info@theclimbingacademy.com

750+sqm of dedicated bouldering. Font style circuits and endurance/campus training boards. Mon-Fri 1200-2200, Sat/Sun 1000-1800.



Centre for Sport, University of the West of England, Frenchay Campus, Coldharbour Lane, Bristol, BS16 1QY. 01173 286200.

📞 www.uwe.ac.uk/sport/climbing_wall.shtml

75m high freeform overhanging wall and vertical return wall. 8 climbing lanes, leading/TR.

Mon-Fri 1930-2230, Sat 0900-2030, Sun 0930-2100.

£3.00-£4.00.



Buckfastleigh

Dart Rock Climbing Centre, Old Totnes Road, Buckfastleigh, Devon, TQ11 0NF. 01364 644 499

info@dartrock.co.uk 📞 www.dartrock.co.uk

Dedicated centre, over 420sqm of climbing.

Mon-Sun 1000-2200. £5.00.



Exeter

Quay Climbing Centre, Haven Road

Exeter, EX2 8AX. 01392 426850

www.quayclimbingcentre.co.uk

climb@quayclimbingcentre.co.uk

Dedicated indoor centre, up to 15m high lead/TR walls. 2 separate bouldering areas, auto belays.

Mon-Fri 1000-2200 Sat/Sun 1000-1800.



Gloucester

The Warehouse, Parliament St, Gloucester, GL1 1HY.

01452 302351. 📞 www.the-warehouse.co.uk

Dedicated centre. Up to 13m high lead/TR walls and large bouldering area. Dedicated kids bouldering/party area.

Auto belays and Digi wall.

Mon-Fri 1200-2200, Sat/Sun/School Hols 1000-2200. £7.



NICAS

Hay-on-Wye

Trewern Outdoor Centre, Cusop, Hay-on-Wye,

Herefordshire, HR3 5NT. 01497 820512.

office@trewern.bardaglea.org.uk. 📞 www.trewern.org.uk

18TR, traverse wall, bouldering. Max. height 5.5m. Open evenings for public use – booking essential.



Ivybridge

Ivybridge Community College, Harford Rd, Ivybridge, Devon, PL21 0JA. 01752 698315.

📞 www.ivybridge.devon.sch.uk Up to 6.5m wall on end of sports hall, 9 lines. Limited opening, phone first.

Newquay

Newquay SC, Yeoman Way, Tretherras, Newquay, TR7 2SL.

01637 875533. 📞 www.newquaysportscentre.co.uk

Wall at end of sports hall and small children's bouldering section. Opening times are restricted. £4.00.



Newton Abbot

CRS Adventures CW, CRS Adventures, The Coach House, Holne Park, Ashburton, Newton Abbot, TQ13 7NP.

07891 635964.

📞 www.crsadventures.com

enquiry@CRSAdventures.com

220 sqm lead & bouldering. Tue, Thurs & Sun 1800-2200. £3.00-£5.00.



Northleach

Wild Rock, Far Peak, Northleach, Gloucestershire,

GL54 3JL. 01285 721 090 📞 www.wildrockclimbing.co.uk

Dedicated centre, TR/Lead walls and bouldering wall.

Camping facilities. Open 7 days/week, phone first for times. £6.50 - £10.00.



DIRECTORY

South West

Penryn

Granite Planet Climbing Centre, Unit 10, Parkengue, Kernick Industrial Estate, Penryn, Cornwall, TR10 9EP. 01326 376633. www.gpclimbing.co.uk
tony@gpclimbing.com 70 lines, 3 bouldering areas, campus board and woody area.



Plymouth

High Sports Plymouth, Plymouth Life Centre, Hope Park, Plymouth. 0845 363 1177. www.high-sports.co.uk
Dedicated centre, 50 lines, 16m lead wall and bouldering hall. 2 auto belay's. Mon-Fri 1100-2200 Sat/Sun 0900-1800.



Lipson Community College, Bernice Terrace, Lipson, Plymouth, PL4 7PG. 01752 662997.

www.lipson.plymouth.sch.uk

Up to 6.5m high TR/bouldering wall. 182sqm. Thu 1900-2200, Fri 1900-2200.

May be closed out of term time. £3.00.



Plymouth YMCA, Kitto Centre, Honicknowle Lane, Plymouth, PL5 3NG. 01752 201918. www.plymouthymca.co.uk
8m x 11m. 13 top ropes slab/chimney/arete/overhang features. Mon 1800-1930 Juniors, 1930-2130 Adults, Tues 1800-2130 Adults, Wed-Fri group bookings. £2.50-£3.50.



Mount Batten CW, Plymouth, PL9 9SJ. martin.

northcott@plymouth.gov.uk 01752 404567.

www.mbc.eclipse.co.uk

A hybrid of wall/stabilised quarry. 14 Lead routes F5 to F7a, can be top roped, some artificial holds on quarried limestone with bolt protection and lower offs. Tue/Wed evenings, Sat.

NICAS

UCP Marjon Sport, Derriford Road, Plymouth, PL6 8BH.

01752 636876. www.ucpmarjon.ac.uk

150 sqm of climbing, 8m high, overhangs and crack lines. 11 lines lead/TR. Bouldering wall.

Mon- Fri 0700-2200, Sat/Sun 0900-1700.

Radstock

Writhlington Sports Centre, Knobsbury Lane, Writhlington, Radstock, BA3 3NQ. 01761 438559.

www.writhlingtonsportscentre.co.uk

enquiries@writhlingtonsportscentre.co.uk

8m, 14 TR indoor climbing wall.

Wed/Thurs 1800-2200, Sat/Sun 0900-1100. £4.95.



Swindon

The Ridge, Link Centre, Whitehill Way, Westlea, Swindon, SN5 7DL. 01793 445566. www.swindon.gov.uk/theridgeclimbingwall

Leader placed protection, lead, top rope, boulder, 30m traversing wall. Main wall 9m with 4m overhang. Mon 1400-2200, Tue-Fri 1200-2200, Sat/Sun 1000-1800. £720 or £5.50 with Swindoncard, free with Leisure Passport.



Taunton

Blackbrook Pavilion, Blackbrook Way, Taunton, TA1 2RW.

01823 333435. www.toneleisure.co.uk

48sqm curved resin wall.

Mon-Fri 0700-2230, Sat 0800-1800, Sun 0800-2230. £3.30.



Taunton School CW, Staplegrove Road, Taunton,

Somerset, TA2 6AD. 01823 349207.

www.tauntonschoolevents.co.uk

sportsclub@tauntonschool.co.uk 10TR/lead with 12 routes and bouldering. Please call or email for more information.



Tavistock

Barn Climbing Centre, Milton Abbot, Tavistock, Devon,

PL19 0QP. 01822 870521. www.barnclimbingwall.co.uk

10m leading and TR walls, 25 lines. Over 110 routes on slabs to 40 degree overhangs. 100 problem freestanding boulder. Training room. £6.00.



Truro

Truro Leisure Centre, College Road, Gloweth, Cornwall,

TR1 3GA. 01872 261628. www.truroleisurecentre.co.uk

Adults Club Fri 1830-2030, Children's Club Sat 0930-1100.



Weymouth

The Aloft, Sea Cadet Training Centre, Barrack Road,

Weymouth, DT4 8TZ. 01305775191. www.climbaloft.org.uk

11m wide, 8m high TR/lead. A wall primarily for youth organisations. Public climbing and courses available.

Opening times and info. on website.



Wimborne

The Edge, Queen Elizabeth LC, Blandford Rd, Wimborne, Dorset, BH21 4DT. 01202 888208.

📞 www.qe-leisure-centre.co.uk

Up to 7.5m high lead/TR walls, with bouldering cave & The Pump Room. 430 sqm. Mon-Thu 1730-2200 (school hols 0900-2200) £5.60. Fri/Sat/Sun 0930-1830. £4.40.



Wootton-under-Edge

Wootton-under-Edge SC, Kingswood, Wootton-under-Edge, Gloucestershire, GL12 8RB. 01453 842626. Brick TR wall. Mon-Fri 1815-2015, Sat 1400-1800, Sun 0900-2100. £1.80.



Worcester

Vertical Limit, Simply Active Ltd, Unit 11, Shrub Hill, Worcester, WR4 9EL. 01905 613044. 📞 www.vlimit.co.uk

100 top rope climbs with a vertical height ranging from 7m to 11m, 4.5m high competition boulder wall, lead climbing 2 stage multi pitch. Mon & Fri 1000-2100, Tue-Thur 1000-2200, Sat/Sun 1000-1700. £5.00-£6.50.



Midlands

Audley

Peak Pursuits, Audley Climbing Centre, Nantwich Rd, Audley, Staffordshire, ST7 8DH. 01782 722226.

📞 www.peakpursuits.co.uk

Mon-Fri 1400-2130, School Hols 1000-2130, Sat/Sun/BH 1000-1800. Induction £10, entry £4.50.



Birmingham

The Ackers, Golden Hillock Rd, Smallheath, Birmingham, B11 2PY. 0121 7725111. 📞 www.ackers-adventure.co.uk

2 free standing outdoor towers walls, floodlit when dark. Variety of angles etc. Disabled facilities.

Mon-Fri 0930-2130, Sat/Sun 0930-1730. £4.00.



Creation Climbing Centre, 582 Moseley Road, Birmingham, B12 9AA. 0121 4498000.

📞 www.creationwall.co.uk

101 Lines. 9000sqft of bouldering, abseil platform. £7.00.



Redpoint Climbing Centre, 77 Cecil St, Birmingham, B19 3SU. 0121 359 1777

📞 www.redpointclimbingcentre.co.uk

info@redpointclimbingcentre.co.uk

Dedicated centre, 750sqm, 12.5m high. 60 lines TR & leading, extensive bouldering. Mon-Fri 1000-2200 Sat/Sun 1000-1800. £7.00.



Coventry

Bear Rock CC, University of Warwick SC, Coventry, CV4 7AL. 02476 524880.

📞 www2.warwick.ac.uk/services/sportscentre/bear_rock

Dedicated rooms in SC. Bouldering wall in squash court.

Up to 13.5m high lead/TR walls.

Mon-Fri 0730-2130, Sat 0900-1730, Sun 1000-1930. £6.10.



Derby

Alter Rock, St. James Church, Malcolm Street, Derby, Derbyshire, DE23 8LU. 01332 367200.

📞 www.alter-rock.co.uk

Dedicated centre, 320sqm TR and lead walls from 7m-10.5m, 100 sqm bouldering, abseil tower.

Mon- Fri 1200-2200, Sat 0900-1800, Sun 1200-1800. £7.00.



Derby Arboretum Boulder, DE23 8FN.

📞 www.derbyarboretum.co.uk

Open access boulder.

Evesham

Evesham Leisure Centre, Abbey Road, Evesham, Worcestershire. WR11 4ST. 01386 444212.

📞 www.wychavonleisure.co.uk

15 ropes. Mon- Fri 0700-2200, Sat/Sun 0800-1800. £4.80.



Leicester

The Tower CC, Leicester Leys LC, Beaumont Way, Beaumont Leys Leicester, LE4 1DS. 0116 2333074.

📞 www.thetowerclimbingcentre.co.uk

3 dedicated rooms in SC. Bouldering on balcony, beginner area in squash court and 15m high lead/TR walls. 600sqm.

Mon-Fri 1400-2130, Sat 1000-1700, Sun 1000-1600. £6.00.



DIRECTORY

Midlands

Moat Community College, Maidstone Rd, Leicester, LE2 0TU. 0116 2625705. www.moat.leicester.sch.uk
Mon-Thu 0900-2100, Sat 0900-1700.
Phone for other details.



Martley

Sport Martley Climbing Wall, Martley, Worcestershire, WR6 6QA. 01886 888999. www.wychavonleisure.co.uk
15 belays, 1 bouldering wall, 1 traverse wall.
Mon-Fri 1600-2200, Sat-Sun 0900-1700. £4.80.



Newcastle-under-Lyme

Keele University, The LC, Keele, Newcastle, ST5 5BG.
01782 583368. www.keelefm.co.uk/leisure.php
Moulded concrete bouldering wall on balcony.
Mon-Fri 0900-2200, Sat/Sun 1000-1800. £2.50.



Chesterton Community Centre, Castle St, Chesterton, Newcastle-under-Lyme, ST5 7LP. 01782 563716.
www.chestertonsportscentre.org.uk
Bolt-on hold traversing wall. Mon-Fri 1700-2200, Sat-Sun 0900-1700. Check for availability.

Newport

Shropshire Climbing Centre, The Malthouse, Springfield Industrial Estate, Newport, TF10 7EZ. 01952 814 566
www.newportrock.com
Dedicated climbing centre, 350sqm of bouldering, Font style circuits, 10 roped lines. Mon-Fri 1400-2200, Sat/Sun 0930-1900.



Northampton

Danes Camp LC, Clannell Rd, Northampton, NN4 0RX.
01604 837200. Traverse wall and old style wall (1987) in LC. Phone for times.



Quinton House School, Upton Hall Upton, Northampton, NN5 4UX. 01604 752050.
nicki.sparrow@quintonhouseschool.co.uk. 7.5m high by 5m wide, 5 lines. Contact school for opening times and prices.

The Pinnacle Climbing Centre, Unit 1, Minton Business Centre, Main Road, Far Cotton, Northampton, NN4 8ES.
01604 875996. climbing@thepinnaclecentre.co.uk
www.thepinnaclecentre.co.uk
1200sqm, 50 lines, 12.5m lead/TR, bouldering, training area, multi-pitch and abseiling, dry tooling nights.
Mon-Fri 1000-2200, Sat/Sun 0900-2000. £7.00.



Benham Sports Arena, King's Park Road, Moulton Park, Northampton. NN3 6LL. 01604 494100.
murray@actioncentres.co.uk
7m with 11 TR/Lead lines. Mon-Sun - 0500-2200. £6.50.



Rugby

Ken Marriott SC, Bruce Williams Way, Cromwell St, Rugby, CV22 5LJ. 01788 535851.

www.dcleisurecentres.co.uk/sites/kenmarriott/home
1970's brick wall, very fingery. 8TR. 13m wide x 10m high.
1900-2100 Tues (16yrs+). Mon 1600-1800, Tue 1600-1900, Thu 1600-1900.



Rutland Water

Rockblok, Whitwell Leisure Park, Bull Brig Lane, Rutland Water, LE15 8BL. 01780 460060.
www.rockblok.co.uk 8m high outdoor tower for lead/TR. 128sqm. Abseil facility. Mon/Wed/Fri/Sat/Sun 0900-1800, Tue/Thu 0900-2000. £5.00.



Northampton

Tel: 01604 875996

climbing@thepinnaclecentre.co.uk

www.thepinnaclecentre.co.uk

Just off the M1, J15a

Sharnbrook

SUS-Climbing, Sharnbrook Upper School, Odell Rd, Sharnbrook, Beds, MK44 1JL. 01234 782211.

📞 www.sus-climbing.co.uk

thorne@sharnbrook.beds.sch.uk

6.5m wall with 9TR/lead climbs, abseil ledge, natural protection lead facility. Thurs 1800-2130, Sun 1100-1700. £4.00.



Shepshed

Hind Leys Community College, Forest St, Shepshed, LE12 9DB. 01509 504511. www.hind-leys.leics.sch.uk

10m high wall. Contact centre for other details.

Shrewsbury

Shrewsbury Sports Village, The Guildhall, Frankwell Quay, Shrewsbury, SY3 8HQ. 01743 281000

general@shrewsbury.gov.uk. £5.40.



Solihull

Solihull Sixth Form College, Widney Manor Rd, Solihull, B91 3WR. 0121 7042581. 📞 www.solihullsfsc.ac.uk

Basic wall on side of sports hall. Contact college for details.

Stafford

Balfour CW, Sir Graham Balfour School, Stone Rd, Stafford, ST16 1NR. 01785 223490. Up to 6m high brick wall with bolt-ons. Contact school for other details.

Stoke-on-Trent

Staffordshire University, Sir Stanley Matthews SC, Leek Rd, Stoke-on-Trent. 01782 294626. 📞 www.sumc.co.uk

Contact Club for open times. Free, but requires membership of the mountaineering club. Open to non-students. Small top-roping wall. Recent investment has created around 60sqm with 6 lines.



Stoke-on-Trent Boulder, Central Forest Park, Chell Street, Hanley, Stoke-on-Trent, ST1 6BD. Open access boulder.

Awesome Walls Stoke, Sefton Road, Longton, Stoke-on-Trent. ST3 5LW. 01782 341 919.

📞 www.awesomewalls.co.uk

stoke@awesomewalls.co.uk. 900 sqm of bouldering over 2 floors. Slabs, vertical walls and massive overhanging roof. Mon-Fri 1000-2200, Sat/Sun 1000-2000, BH 1000-1800.



Peak Pursuits, Audley Climbing Centre, Nantwich Rd, Audley, Stoke on Trent, Staffs, ST7 8DH. 01782720546

📞 www.peakpursuits.co.uk

50TR/Lead lines up to 8m, traversing and bouldering.

Mon-Fri 1400-2130, School Hol 1000-2130.

Sat/Sun/Bank Hol 1000-1800. £4.50.



Stourbridge

Crystal LC, Bell St, Stourbridge, DY8 1AE. 01384 812910.

📞 www.dudley.gov.uk

Bouldering room with a variety of angled walls.

Mon-Sun 0900-2200. £3.10 for 2 hours. Juniors £2.20.



Walsall

Bentley Climbing Tower, Bentley Leisure Pavilion, Bentley Rd North, Walsall, WS2 0EA. 01922 616165.

Up to 9m high outdoor block floodlit tower.

Mon-Fri 1800-2100, Sat/Sun 1600-1800. £2.00.

Warwick

St Nicholas Park LC, Banbury Rd, Warwick. 01926 402352.

Up to 7m high wall. Managed by Warwick Climbing Club.

Mon-Sat 0700-2100 if booked or public access

Mon/Wed 1900-2130. £2.40.



Wolverhampton

Wolf Mountain CC, Paget Road, Wolverhampton,

WV6 0DU. 01902 711186. 📞 www.wolfmountain.co.uk

Dedicated centre with over 750sqm of climbing, up to 12m high lead/TR walls with 50+ lines and extensive bouldering area. Wolf Mountain also offers indoor caving and archery. Mon-Thurs 1000-2200, Fri 1000-2000, Sat 1000-1800 & Sun 1000-2000.



Peak District

Buxton

White Hall Centre, Long Hill, Buxton, Derbyshire, SK17 6SX. 01298 23260. 📞 www.derbyshire.gov.uk/education/activity_centres/white_hall_centre/default

Freeform overhanging bouldering wall and 4m central tower bottom roping wall. Available for group bookings, phone for details. Sun 1730-2130. £4.00.

AWESOME WALLS CLIMBING CENTRES

*Awesome by name,
awesome by nature!*

V12

Specialised
Climbing Shop
in all branches

AWESOME - breathtaking, awe-inspiring,
magnificent, wonderful, amazing, stunning,
staggering, imposing, stirring, impressive;
formidable, fearsome, dreaded;
informal mind-boggling, mind-
blowing, jaw-dropping,
excellent, marvellous

Apple Thesaurus

www.awesomewalls.co.uk

Stockport **Liverpool** **Stoke-on-Trent**

0161 494 9949

0151 298 2422

01782 341 919

Chesterfield

The Healthy Living Centre, Barlow Rd, Staveley, Chesterfield, S43 3XR. 01246 345666.

📍 www.chesterfield.gov.uk/healthylivingcentre

17 routes at 10.5m. 4 Auto belays. Small bouldering room. Mon-Fri 0700-2130, Sat 0800-1830, Sun 0800-2030. £5.00/



Glossop

Glossop LC, High St East, Glossop, SK13 8PN. 01457 863223.

www.glossop.com/virtual_glossop/sports/glc

Moulded concrete bouldering wall on balcony.

Mon-Fri 0900-2230, Sat 0900-2000, Sun 1000-2100. £2.20.



Grantham

Grantham Meres LC, Trent Rd, Grantham, NG31 7XQ.

01476 581930. 📍 www.leisureconnection.co.uk

Come and try sessions - instructor led. 16 lines on two walls, with bouldering on each wall. Mon-Sun 0900-2100. £5.50.



Lincoln

The Showroom Climbing Centre, Tritton Road,

Lincoln LN6 7QY. 01522 508376

📍 www.theshowroom.org.uk

8m, 380sqm dedicated centre, TR/Lead climbing with in-situ bolts. £2 membership fee.



The Ascent, North Kesteven Sports Centre, Moor Lane,

North Hykeham, Lincoln, LN6 9AX. 01522 870252,

📍 www.clubbz.com/club/32845/lincoln/the-ascent

13 lines, 2 overhangs, 1 step challenge, 26 routes & room traverse. Mon 1400-1600 & 1830-2130, Tues 0800-1200 & 1400-2130, Wed 0800-1600 & 1830-2130, Thurs 0800-2130, Fri 0800-1930, Sat/Sun 0800-2130.



Longnor

Upper Limits, Longnor, Staffs, SK17 0NZ.

01298 83149/83857. 📍 www.leek.ac.uk/upper-limits

Small bouldering hall. 100sqm.

Daily 1000-1600, Mon/Wed/Fri 1800-2130.



Louth

Cordeaux High School, North Holme Rd, Louth, LN11 0GH.

01507 606555. 📍 <http://atschool.eduweb.co.uk/cordeaux>

Block with rock insert tall wall. No formal public access but individuals are advised to ring to make arrangement for use.

Nottingham

Nottingham CC, The Old Pool, Rawson St, New Basford, Nottingham, NG7 7FR. 0115 9988233.

📍 www.nottingham-climbing.co.uk

Dedicated centre. Up to 10m high lead/TR walls with extensive bouldering. 600sqm. Mon-Fri 1000-2200, Sat/Sun 1000-1900, BH 1000-1800. £4.50-6.50.



Beeston Youth Centre, West End, Beeston, Nottingham,

NG9 1GL. 0115 9254575. ian.hayes@nottsc.gov.uk

About 60sqm of bouldering wall. Contact centre for availability. £2.00.



Meadows Youth & Community Centre, Wilford Cres East,

The Meadows, Nottingham, NG2 2EA. 0115 9861248.

Traverse wall on inside of sports hall. 15m long. No formal access to public but may be worth a call.

Rotherham

High Sports Rotherham, Rotherham Leisure Complex,

St. Ann's Road, Rotherham. 0845 363 1177.

📍 www.high-sports.co.uk

Dedicated centre with extensive 14.5m lead, TR climbing plus new Tru-Blue auto belay. Mon-Fri 1300-2100, Sat/Sun 1000-1830. £6.15.



Sheffield

The Edge CC, John St, Bramall Lane, Sheffield, S2 4QU.

0114 2758899. 📍 www.sheffieldclimbing.com

Dedicated climbing centre providing up to 15m high walls, over 50 route positions, huge variety of surfaces and angles. Articulating walls providing slabs and overhangs, dedicated bouldering area.

Mon-Fri 1000-2230, Sat & Sun 1000-2000. £5.00-£5.80.



The Foundry, Unit 2, 45 Mowbray St, Sheffield, S3 8EN.

0114 2796331. foundry@cragx.com, 📍 www.cragx.com

10,000sqft of climbing surface: 25 TR, 23 Lead Lines, bouldering walls.

Winter: Mon-Fri 1000-2200, Sat/Sun 1000-2000

Summer: Mon-Fri 1000-2200, Sat/Sun 1000-1800 £6.50.



DIRECTORY

The Climbing Works, Unit B, Centenary Business Park, Little London Road, Sheffield S8 0UJ. 0114 2509990.

📞 www.climbingworks.com info@climbingworks.com
1000sqm of bouldering. Font style circuits with 30-40 problems within grade range. Competition wall. Training board.
30 degree overhanging fixed hold board. Campus board.
Mon-Fri 1200-2200, Sat/Sun 1000-2000. £6.50.



Matrix Bouldering Arena, Goodwin SC, Northumberland Rd, Sheffield, S10 2TY. 0114 2226999.

📞 www.shef.ac.uk/usport/facilities/boulderwall
Dedicated bouldering wall – squash court conversion.
Mon-Fri 0900-2200, Sat/Sun 0900-1700. £4.00.



Open Access Boulders. Sheffield has loads of these.

The Heeley Millenium Boulder, next to Heeley City Farm, S2.

The Ponderosa Boulder, off Crookes Valley Road S3.

St Mary's Church Boulder, St Mary's Gate/Bramall Lane, S2.

Montague St Boulder (aka The Vine Boulder), off Cemetery Road, S11.

Stamford

Tallington Lakes Pro Shop, Barholm Road, Tallington, Stamford, Lincolnshire, PE9 4RJ. 01778 347000.

📞 www.tallingtonlakesproshop.com 15m tower. 2 vertical walls, overhang face and off vertical slab with half height belay platform. 2 auto belays on each of the vertical sides. Daily 1000-1800, except Thurs (1000-2100). £6.00-£10.00.



Wirksworth

The Face CW, Wirksworth LC, Hannage Way, Wirksworth, DE4 4JG. 01629 824717. 📞 www.derbyshiredales.gov.uk

wirksleisurecentre@derbyshiredales.gov.uk. Up to 10m high lead/TR walls. 180sqm. Separate bouldering area. Face Junior Climb Team – young people from the learn to climb programme. Mon-Thurs 0800-2230, Fri 0800-2200, Sat 0900-1730, Sun 0900-1700. £5.90.



North West

Blackburn

BoulderUK, 10a Heaton St, Blackburn, BB2 2BF.

01254 693056. 📞 www.boulderuk.info

Dedicated bouldering facility in 2 rooms. 250sqm plywood walls. Very regular problem changing.
Mon-Fri 1200-2200, Sat/Sun/BH 1000-2000. £5.50.



Peak District/North West

Blackpool

Blackpool SC, West Park Drive, Blackpool, FY3 9HQ.

01253 478474. 📞 www.sportblackpool.co.uk

Brand new freeform and wood wall and bouldering. More info on website. Mon-Sun 0930-2230.



Blackpool Climbing Towers, Base Camp, Central Corridor,

Unit 1, George Bancroft Park, Off Stansfield Street, Blackpool, FY1 6JB. 📞 www.sportblackpool.co.uk

6 outdoor concrete monoliths up to 20m high lead walls. Additional bouldering. Mon- Fri 1800-2100, Sat/Sun 1030-1630.



Bolton

University of Bolton, Deane Rd, Bolton, BL3 5AB.

01204 903172. 8m high, 20m wide wall with 12 belay points in sports hall. Term time 1000-2200, Sat 1000-1700, Sun 1200-2000. Only accessible as part of a pre booked group lead by SPA qualified person. £2.50.



Burnley

Barden Community Association, Barden High School, Heald Rd, off Barden Lane, Burnley, BB10 1JB.

01282 831394. Bouldering wall.

Mon/Tue 0915-2200, Wed 0915-1700 & 1900-2200, Thurs/Fri 0915-2200, Sat 1300-2030, Sun 0915-2030.

IMPORTANT - being based in a school there are some times when curriculum lessons take place.

Clitheroe

Roefield LC, Edisford Rd, Clitheroe, BB7 3LA.

01200 442188. 📞 www.roefield.co.uk

Up to 9m high lead/TR wall with bouldering.

Mon-Fri 0700-2200, Sat 0900-1730, Sun 0900-2100. £3.20.



Crewe

South Cheshire College, Danebank Ave, Crewe, CW2 8AB.

01270 654654. 📞 www.s-cheshire.ac.uk

Sports hall wall with 2 belays.

Open during college hours but contact.

Liverpool

Rydal Bankhall Youth Centre, 384 Stanley Rd, Kirkdale,

Liverpool, L20 2AG. 0151 9224220. 48 sqm moulded concrete bouldering wall. Contact centre for details.

Awesome Walls, St Albans Church, Athol St off Great Howard St, Liverpool, L5 9XT. 0151 2982422.

📍 www.awesomewalls.co.uk liverpool@awesomewalls.co.uk.
Up to 17.5m high lead/TR walls,
7 separate bouldering areas. 1500sqm. 60 belays.
Mon-Fri 1000-2200, Sat-Sun 1000-2000. £7.00.



Liverpool University SC, Bedford St North, Liverpool, L7 7BD.
0151 7943307.

The Climbing Hangar Liverpool, 6 Birchall Street,
Liverpool, L20 8PD, off Sandhills Lane. 0151 345 0587
📍 www.theclimbinghangar.com

2 large bouldering arenas, traversing area, 8TR lines.
Mon-Fri 1000-2200, Sat/Sun 1000-2200. £7.00.



Manchester

Manchester CC, St Benedicts Church, Bennett Street,
Manchester, M12 5ND. 0161 2307006

📍 www.manchesterclimbingcentre.com

Up to 20m high lead/TR walls, Over 70 lines, 2 bouldering
areas, training rooms. Mon-Fri 1000-2200, Sat/Sun 1000-1800.



Rock Over Climbing, 45 Julia Street, Machester M3 1LN.

0161 288 1218 📍 www.rockoverclimbing.co.uk
Dedicated bouldering centre, Mon-Fri 1200 - 2200,
Sat.Sun 1000 - 2000. £6.70.



Saab Ice Wall, The North Face Store, 130

Deansgate, Manchester, M3 2QS. 0161 837 6140.
manchester@vertical-chill.com, 📍 www.vertical-chill.com
Tues 1230-1730, Wed&Fri 1030-1730,
Thurs 1030-1830, Sat 1000-1700, Sun 1200-1600.
Ice climbing wall running through shop's 2 floors.
8m high. Learn to Ice Climb-£40.



Longford Park boulder, Stretford, Manchester.

Oldham

Oldham SC, Lord St, Oldham, OL1 3HA. 0161 621 3220.

📍 www.oldham.gov.uk/community/sport_and_leisure

15ft high bouldering wall in separate room.

Mon-Thu 0900-2200, Fri/Sat 0900-2100, Sun 0900-1700. £3.00.



Preston

West View Climbing & LC, West View, Ribbleson, Preston,
PR1 5EP. 01772 796788. Overhanging lead walls,
extensive bouldering, beginner/disability slab, 30TR.
Mon-Fri 0900-2200, Sat/Sun 0900-2100. £6.00.



Rochdale

New Dimension, Balderstone Community School,
Queen Victoria St, Rochdale, OL11 2HJ. 01706 751500.
Curved resin bouldering wall and 8m lead/TR wall.
200sqm. Mon-Fri 1800-2200, Sat 0900-1500. £3.50.



Climb Rochdale, Apollo House, 11-31 School Lane,
Rochdale, OL16 1QP. 01706 524450.

📍 www.climbrochdale.com, Dedicated centre. Lead/top
roping with 40+ routes, 500sqm bouldering plus
beginners area. Mon-Fri 1000-2200, Sat/Sun 1000-1800



Runcorn

Castlefields Boulder, Phoenix Park, Runcorn WA7 2NY.
Open access boulder.

Salford

Salford University LC, University Rd, Salford, M5 4WT.

0161 7376206. Dedicated room 300sqm wall surfaces.

Bouldering and lead/TR up to 8.2m.

Mon-Fri 1000-2200, Sat 1000-1700, Sun 1000-1600. £4.00.



Broughton Recreation Centre, Camp St, Salford,

M7 9ZT. 0161 7922375. 📍 www.broughtonpower.co.uk.

Heavily featured moulded concrete bouldering wall and
free standing boulder. Mon-Fri 0900-2200.

Phone for weekend opening hours. £4.70.




Southport

Southport YMCA, 81 Hoghton St, Southport, PR9 0PR.

01704 538317. 10m high bouldering & TR wall in converted
squash court. Mon-Fri 0800-2200, Sat/Sun 0900-19.00. £3.70.





The UK's Premier Indoor Climbing Venues

Climbing
Bouldering
Quality cafes
Gear shops
Free parking

www.climbingcentres.co.uk

RCC: 01189 756 298 | HCC: 01423 815024 | MCC: 0161 230 7006

Stockport

Rope Race Climbing Centre, Goyt Mill, Upper Hibbert Lane, Marple, Stockport, SK6 7HX. 0161 426 0226

📞 www.roperace.co.uk Dedicated climbing centre – 1100sqm of climbing, 20m featured pod wall - ENP placements for lead climbing, 18m overhanging lead/TR. 600sqm of bouldering - training cellar and Lounge. Mon-Thurs 1000-2200, Fri 1000-2100, Sat & Sun 1000-1800.



Awesome Walls Climbing Centre Stockport, The Engine House, Pear Mill, Stockport Rd West, Lower Bredbury, Stockport, SK6 2BP. Tel/Fax: 0161 494 9949. 📞 www.awesomewalls.co.uk stockport@awesomewalls.co.uk. Dedicated climbing centre. 23m tall wall area. Free standing fin. 78 lines in total, 48 lead lines, highest 23.5m. 30TR, bouldering area - 400sqm. Mon-Fri 1000-2200, Sat/Sun 1000-2000. £7.50.



Warrington

Great Sankey CW, Barrowhall Lane, Great Sankey, Warrington, WA5 3AA. 01925 813736.

160ft traversing wall with 60ft multi-route roof and practice placements for friends, nuts etc. Mon-Fri/Sun 0800-2200, Sat 0900-2000. £2.70.



The North West Face, St Ann's Church, Winwick Rd, Warrington, WA2 7NE. 01925 650022.

📞 www.northwestface.com Dedicated centre. Various lead/TR walls with over 50 lines. Separate bouldering. Mon-Fri 1000-2200, Sat-Sun 1000-1800. £6.00.



Widnes

The Widnes Boulder, Victoria Park, Widnes, WA8 6PX. Open access boulder.

Yorkshire

Brighouse

ROKT Climbing Gym, Sugden's Old Flour Mill, Mill Royd Street, Brighouse, West Yorkshire, HD6 1EY. 01422 893 710 info@rokt.co.uk 📞 www.rokt.co.uk

TR 18m (90 lines), Lead 20m (15 lines), Beginners Slab 20m (6 lines), Circuit bouldering, boulder field & traverse bouldering, roofed chamber bouldering, cave with roof and competition bouldering room. Mon-Fri 1000-2200, Sat-Sun 1000-2000.



Castleford

Ellis Brigham Climbing Wall and Skyride Xscape Building Colorado Way, Glasshoughton, Castleford, WF10 4TA 01977 555124 📞 www.vertical-chill.com

A 15m tower with 30+ lines on top rope and auto belays. Instructor lead session from £8.00 per session. Open Climbing (over 18s only) from £6.00 per day Skyride aerial assault course 15m above the foyer £8.00.



Cleethorpes

The Lindsey School, Grainsby Ave, Cleethorpes, DN35 9NX. 01472 500123. 📞 www.lindseyclimbingclub.co.uk 7m high wall at end of gym, 2 overhangs, 5 routes, bouldering. Thu 1930-2130 only. £1.50.



Harrogate

Harrogate Climbing Centre, Valley House, Hornbeam Park Avenue, Hornbeam Park, Harrogate HG2 8QT.

01423 815024. 📞 www.harrogateclimbingcentre.com 65TR/lead lines, up to 13m high. Dedicated bouldering area. Training facilities.

Mon-Fri 1000- 2200, Sat 1000-2000, Sun 1000-1800.



Huddersfield

Huddersfield SC, Southgate, Huddersfield, HD1 1TW.

01484 223630. 📞 www.kirkleesactive.co.uk

Dedicated room. Up to 10m lead/TR walls, 20 top ropes, with additional bouldering. 300sqm.

Mon-Fri 0730-2200, Sat 0900-2030, Sun 0815-2100. £4.80.



Hull

Rock City, Hull CC, Hawthorn Ave, Hull, HU3 5JX.

01482 223030. 📞 www.rockcity.co.uk Dedicated centre. Up to 16m high lead/TR walls. Two separate bouldering areas. Sun-Fri 1000-2200, Sat 1000-2000. £7.00.



Ingleton

Inglesport CW, The Square, Ingleton 3EB. 01524 241146.

📞 www.inglesport.co.uk/wall Dedicated centre. 2 lead towers, up to 13m high. 2 separate bouldering areas. Mon-Thu 0900-2200, Fri 0900-1730, Sat/Sun 0900-1630. £5.00.



DIRECTORY

Leeds

Aireborough LC, The Green, Guiseley, Leeds, LS20 9BT.
01943 877131. LSPaireborough.sport@leeds.gov.uk
9 lines for lead/TR but primarily a bouldering wall.
Mon-Sun 0830-2200. £3.40.



Carnegie Annex, Headingley Campus, Leeds Metropolitan University, Church Wood Ave, Leeds, LS6 3QS.
0113 2833160. Bouldering wall. Mon-Fri 0900-2200,
Sat 0900-1900, Sun 0900-2100. £3.00.



CityBloc, Airedale Industrial Estate, Kitson Road, Leeds, LS10 1NT. 0113 3912652. info@citybloc.co.uk
📍 www.citybloc.co.uk

Dedicated bouldering centre with 150 problems set each month.
Mon-Fri 1200-2200 Sat/Sun 1000-2000.



The Leeds Wall, 100a Gelderd Rd, Wortley, Leeds, LS12 6BY.
0113 2341554. 📍 www.theleedswall.co.uk
Up to 15m high lead/TR walls. Dedicated bouldering area.
Beginners walls and training facilities. 65 lines.
Mon-Fri 1000-2200, Sat/Sun 1000-2000.



The Depot Climbing Centre, 173 Richardshaw Lane, Stanningley, Pudsey, Leeds, LS28. 0113 345 9295.
📍 www.theclimbingdepot.com

Dedicated bouldering centre with over 1000sqm - 250+ problems. Weekly resets. Training board, conditioning room, campus board, Olympic rings.
Mon-Fri 1200 to 2200, Sat/Sun 1000-2000.



Scunthorpe

West Common Youth Sports Hall, West Common Lane, Scunthorpe, DN17 1DS. 01724 865407.
WestCommonyc@northlincs.gov.uk Lead/TR wall.
Phone for times.

York

Energise, Cornlands Road, York, YO243DX. 01904 552424.
📍 www.energiseyork.com energise@york.gov.uk
Mon/Tue/Thur/Fri 0700-2200, Wed 1200-2200,
Sat 0800-1800, Sun 0800-2100.



Yorkshire/Lake District

Lake District

Ambleside

University of Cumbria Climbing Wall, The Sports Centre, University of Cumbria, Rydal Road, Ambleside, Cumbria, LA23 2BQ. 015394 30210.

Ambleside.Sportshall@cumbria.ac.uk

📍 www.cumbria.ac.uk. Moulded concrete bouldering wall in dedicated room. Mon-Thu 1200-2130, Fri 1200-2000, Sat 1200-1730. Term time only. £3.00.



Ambleside Climbing Wall, 101 Lake Road, Ambleside, LA22 0DB. 015394 33794.

📍 www.adventurepeaks.com

10.5m Lead/TR wall with 16 lines, separate bouldering room 45+ routes. Mon-Sun 1000-2130.



Barrow-in-Furness

The Park LC, Greengate St, Barrow-in-Furness, LA13 9DT. 01229 871146.

📍 www.barrowbc.gov.uk/Default

Up to 9m high lead wall & curved resin bouldering wall. 60sqm. Mon-Fri 0900-2100, Sat/Sun 0900-1800. £2.00.



Carlisle

The Sands Centre, Carlisle, CA1 1JQ. 01228 625222.

📍 www.thesandscentre.co.uk/sportsandrecreation

7m high lead/TR curved resin walls. Concrete bouldering cave. 154sqm. Mon-Sun 0930-2130. £3.00.



St Aidans County High School, Lismore Place, Carlisle, CA1 1LY. 01228 607587. 📍 www.st-aidans.cumbria.sch.uk
180sqm curved resin wall up to 7.5m high.
Mon-Fri 1700-2200, Sat/Sun 0930-1730. £3.50.



Cockermouth

Cockermouth SC, Castle Gate Drive, Cockermouth, CA13 9JR. 01900 823596. "Best suited ...to boulderers"
Mon-Fri 0800-2200. Sat/Sun/BH 0900-1700. £2.05.

Egremont

Wyndham SC, Wyndham School, Main St, Egremont, CA22 2XZ. 01946 821038.

Up to 7.5m high lead/TR walls. Bouldering wall & beginners' slab. 322sqm. Mon-Fri 1000-2200, Sat 0930-1630, Sun 1000-1300. £3.00.



Kendal

The Lakeland CC, Unit 27 Lake Dist.Bus.Park, Kendal, LA9 6NH. 01539 721766. www.kendalwall.co.uk
info@kendalwall.co.uk. 25 m main wall, tallest in the country. New bouldering rooms, 70 climbing lines (inc. 13 new lines), beginners and family rooms, training room, 23 m abseil, conference facilities. Mon-Fri 1000-2200, Sat/Sun/BH 1000-1900, (Sept-Apr) 1000-1700, (May-Aug).



Keswick

Keswick CW, Goosewell Farm, Keswick. CA12 4RN. 017687 72000. www.keswickclimbingwall.co.uk
info@keswickclimbingwall.co.uk. Dedicated centre, 7m high, 23 lead lines, 35TR, with 110sqm bouldering area. Tue-Thu 0900-2100, Fri-Mon 0900-1700. Members £5.00.



Calvert Trust, Little Crosssthaite, Underskiddaw, Keswick, CA12 4QD. 017687 72255.

www.calvert-trust.org.uk/keswick
Must be pre-booked but included as it is one of the very few walls specifically designed for disabled use with moveable slab and abseil window.

Penrith

Eden Valley CW, Eden Valley SC, Southend Rd, Penrith, CA11 8JH. 01768 863450. www.evmc.co.uk
SC wall in dedicated room. 8m lead walls and curved resin bouldering wall. Mon-Fri 1000-2130, Sat/Sun 1000-2100. £2.65.



The Climbing Centre, University of Cumbria, Newton Rigg, Penrith, Cumbria. CA11 0AH. 07982 200736.

www.theclimbingcentre.co.uk mail@theclimbingcentre.co.uk
60 lead/TR routes on 10m as well as bouldering wall and high ropes course. Mon-Fri 1800-2100. £3.00.



North East

Barnard Castle

Teesdale Indoor Climbing Wall, Teesdale Leisure Centre, Strathmore Road, Barnard Castle, County Durham, DL12 8DS. 01833 696366. leisure-teesdale@durham.gov.uk
www.durham.gov.uk 400sqm, 7.5m, 34 fixed ropes, 8 auto belays. Call centre for opening times and prices.



Bishop Auckland

Wolsingham Sports Hall, Leazes Lane, Wolsingham, Bishop Auckland, County Durham, DL13 3DN. 0138 852 8808.

www.wolsinghamssportsball.com 7m, 5 lines. Mon-Fri 1600-2100, Sat 1000-1700, Sun 1000-2100. £5.00.



Cramlington

Concordia LC, Forum Way, Cramlington, NE23 6BY. 01670 717421. www.bval.co.uk 9m high lead wall. 12 lines, 150sqm. Mon-Fri 0900-2200, Sat & Sun 0900-2000. £3.20-£4.50.



Darlington

Dolphin Centre Climbing Wall, Dolphin Leisure Centre, Horsemarket, Darlington, Co. Durham, DL1 5RP.

www.darlington.gov.uk. 01325 388406. 15m 'lead' climbing wall. Mon-Fri 0800-2230, Sat/Sun 0900-2230. £3.80.



Dunston

Whickham Thorns Centre, Market Lane, Dunston, NE11 9NX. 0191 4335767.

Large outdoor open access boulder. Free to use. Also indoor bouldering room 6.5m high – call for availability.

Durham

Durham Climbing Centre, Unit 2 St John's Road, Meadowfield Industrial Estate, Durham, County Durham. DH7 8TZ. 0191 3789555.

www.durhamclimbingcentre.co.uk
info@durhamclimbingcentre.co.uk Dedicated bouldering centre. Over 600sqm over 2 rooms. Mon-Thurs 1000-2200, Fri/Sat 1000-2100, Sun 1000-2000. £6.50.



Guisborough

Laurence Jackson SC, Church Lane, Guisborough, TS14 7BA. 01287 635471. www.grasp.me.uk
Squash court conversion. Mon-Thu 1700-2200, Fri 1700-1900, Sun 0900-1400. £2.00.

Hartlepool

Summerhill Boulder Park, Summerhill Visitors Centre, Summerhill Lane, Hartlepool, TS25 4LL.

01429 284584. www.sunnysummerhill.com
summerhill@hartlepool.gov.uk
Britains only 'natural' boulder park. 8 outdoor open access boulders.



DIRECTORY

Hebburn

Clegwell Community Centre, Mountbatten Ave, Hebburn.
0191 4897575.

23 rope lines plus fingerboards, campus boards.

Mon 1900-2130, Tue 1700-1900 (Juniors only), 1900-2130,
Thu 1900-2130 – but must phone first. £2.50.



Jarrow

Hedworthfield Comprehensive School, Cornhill, Hedworth Estate, Jarrow, NE32 4QD. 0191 420 3322.

Old style end of sports hall wall. Evenings only. Phone first.

Middlesbrough

Teesside University CW, Teesside University, Victoria Road, Middlesbrough, TS1 3AP. 01642 384591.

📍 www.tees.ac.uk/sport 10 x 8m TR/lead lines with bouldering wall (50 sq.m), and finger board. Open evenings/weekends during term time. Prior booking essential as induction only entry system, ring for details. £4.20.



Rock Antics, Unit K Warelands way, Longlands Rd, Middlesbrough, TS4 2JY. 📍 www.rockantics.co.uk
info@rockantics.co.uk New dedicated bouldering centre - for more info. check website.



Newcastle upon Tyne

Berghaus Wall, Eldon Leisure, Eldon Square, Newcastle upon Tyne, NE1 7XY. 0191 2771277.

📍 www.climbonline.co.uk/berghaus_wall_newcastle.htm
Big curved resin bouldering wall on a balcony. Mon-Thu 0900-2230, Fri 0900- 2000, Sat 0900-1830, Sun 0900-1900. £3.10.



Climb Newcastle, Shipley Place, Byker, Newcastle Upon Tyne, NE6 2DQ. 0191 276 2174.

📍 www.climbnewcastle.com info@climbnewcastle.com.
Dedicated Bouldering Centre. Main bouldering room 6000sq ft. Fontainebleau style circuits, training room and cellar cave. Mon-Fri 1200-2200, Sat/Sun 0900-2000.



Newcastle Climbing Centre, St Marks Church, 285 Shields Rd, Newcastle upon Tyne, NE6 2UQ. 0191 265 6060.
enquiries@newcastleclimbingcentre.co.uk.

📍 www.newcastleclimbingcentre.co.uk

Dedicated centre 1200sqm, 15m TR/Lead walls and bouldering. Mon-Fri 1000-2200, Sat/Sun 1000-2000. £7.50.



North East/Wales

Sport Central, Northumbria University, Off Northumberland Road, Newcastle Upon Tyne, NE1 8ST.
0191 227 4700. 📍 www.Nusportcentral.com

18 lines x 12m - 54 + Lead/TR routes. Training slab, training board, abseil ledge, leader placed protection, and overhang.

Mon/Fri 1000-1800, Tues/Wed/Thurs 1000-2200, Sat/Sun 1100-1900. £3.49.



Newton Aycliffe

Rock Antics, Newton Aycliffe LC, Beveridge Arcade, Newton Aycliffe, DL5 4EH. 01325 320683.

📍 www.rockantics.co.uk

Dedicated centre with 1000sqm.

53 lines of lead/TR and 2 bouldering walls.

Mon-Fri 1000-2200, Sat 1000-1700, Sun 1000-1700. £7.50.



South Shields

Simonside Youth Centre, St. Simon St,

South Shields, NE34 9SD

0191 4240118. simonsideyic@southtytneside.gov.uk

35 lines, 6-9m, TR & Lead. Wheelchair accessible slab and abseil.

Mon/Thurs/Fri 1900-2130, Thurs 1730-1900 under 13. £3.50.



Sunderland

Crowtree LC, Crowtree Rd, Sunderland, SR1 3EL.

0191 553 2600. 10m high wall. Breeze block with inserts. Phone to check hours.

Sunderland Wall, Doxford Works, Pallion Quay, Sunderland, SR4 6TQ. 0191 5144234. 📍 www.sunderlandwall.co.uk

23m high wall. Competition wall 8m overhanging with two 6m overhangs either side, 57 lines, 1000sqm. 20m wide cellar board.

Mon-Fri 1000-2200, Sat/Sun 1000-2000. £6.50.



Wales

Aberystwyth

Box Rox, University of Wales Aberystwyth SC, Aberystwyth, SY23 3AR. 01970 622280.

📍 www.aber.ac.uk/sportscentre/boxrox/index

Squash court conversion, with 5m lead wall and bouldering. 147sqm. Mon-Fri 0900-2100, Sat/Sun 0900-1600. Call to confirm availability.



Bangor

University of Wales Bangor, Maes Glas, Ffriddoedd Rd, Bangor, LL57 2EH. 01248 382571.

📞 www.maesglas.co.uk

Up to 8m high lead/TR walls with separate bouldering. Mon-Fri 0900-2200, Sat/Sun 0900-1700. £1.85.



Barmouth

Barmouth LC, The Promenade, Beach Rd, Barmouth, LL42 1NF. 01341 280111. Bouldering wall in main hall and separate beginners wall. Mon 1000-2130, Tue/Thu/Fri 1000-2000, Wed 1000-2100, Sat 1030-1330. £4.70.



Brecon

Brecon LC, Penlan, Brecon, LD3 9SR. 01874 623677.

📞 <http://brecon-leisurecentre.powys.gov.uk>

Up to 8m high lead/TR/bouldering wall. Mon-Fri 1000-2200, Sat/Sun 1000-2130.



Llangorse Rope Centre, Gilfach Farm, Llangorse, Brecon, LD3 7UH. 01874 658272. 📞 www.activityuk.com
14m high lead/TR walls (some on real limestone rock) with bouldering and caving system. 5000sqft of climbing surface. Mon-Sat 0930-2200, Sun 0930-1700. £5.50.



Caernarfon

Plas Menai Climbing Wall, Plas Menai, National Watersports Centre, Caernarfon, Gwynedd, LL55 1UE. 01248 670964. 📞 www.plasmenai.co.uk
info@plasmenai.co.uk 8 metre wall, 18 lines, granite wall as well artificial wall, TR on all. 0830-2200. £3.10.



Beacon Climbing Centre, Ceunant, Caernarfon, LL55 4SA. 0845 450 8222. 📞 www.beaconclimbing.com
Dedicated centre. Up to 12m high lead/TR walls with 51 lines. 2 separate bouldering areas plus beginners area. Summer Mon-Fri 1100-2200, Sat/Sun 1000-1900, winter Mon-Fri 1100-2200, Sat/Sun 1000-2200.



Capel Curig

Plas y Brenin National Mountain Centre, Capel Curig, LL24 0ET. 01690720214. Dedicated room. Up to 11m lead/TR walls with additional bouldering. Separate training room for groups. Mon-Sun 1000-2300. £3.00.



Cardiff

Boulders, St Catherine's Park, Pengam Road, Cardiff, CF24 2RZ. 0845 5211850. info@boulders-climbing.com.

📞 www.boulders-climbing.com.

124 rope lines, 2000sqm of climbing surface. Campus, systems and endurance boards, tunnel system, slackline and dedicated instructional bay. 15m long traverse wall, 180sqm bouldering wall.

Mon-Thurs 1000-2200, Fri 1000-2100, Sat/Sun 1000-1800.



Conwy

Llandudno Junction LC, Off Tesco Roundabout, Conwy, LL31 9XY. 01492 577925. 📞 www.conwy.gov.uk/leisure

Up to 7m high lead/TR wall.

Mon-Fri 1000-2200. Sat-Sun 1000-1800. £4.00-6.00.



Harlech

The Rock, Beach Rd, Harlech, Gwynedd. LL46 2UG.

01766 780576 📞 www.harlechpool.com

Up to 11m lead/TR walls.

Over 400sqm of climbing, separate bouldering room. £6.00.



Llanberis

The Heights Hotel, 74 The High St, Llanberis, LL55 4HB.

01286 871179. 📞 www.heightshotel.co.uk.

Small bouldering wall in a pub!!!

Llangollen

Llangollen Climbing Centre, Pro Adventure Ltd, The Fringe Shed, Parade Street, Llangollen, LL20 8PW. 01978 861912.

📞 www.llangollenclimbing.co.uk 16 ropes, approx 1800sqft. Mon-Fri 1800-2200, Sat/Sun 1000-2200. £5.00.



Llanrwst

Dyffryn Conwy LC, Nebo Rd, Llanrwst, LL26 0SD. 01492 577938. 📞 www.conwy.gov.uk/leisure

7m high lead/TR wall, 15m long bouldering wall. 100sqm. Term time: Mon-Fri 1530-2200, Sat & Sun 1000-1600.

School Hols: Mon-Fri 1000-2200, Sat & Sun 1000-1600. £4.00-6.00.



Machynlleth

Bro Ddylfi LC, Aberystwyth Rd, Machynlleth, Powys, SY20 8ER. 01654 703300. Moulded concrete bouldering wall. Mon-Fri 1000-2200, Sat 1000-1800, Sun 1000-2000. £1.70.



ACTION PACKED

ADVENTURE TRAINING



Llangorse
Multi Activity Centre
Est 1958

Come and climb at Wales' leading dedicated indoor Climbing & Training Centre! We provide high-quality facilities for all ages & abilities - both experienced climbers and those looking to get involved in the sport.

Now with over 1,580 m² (17,000 ft²) of climbing surface, the centre boasts many unique features such as the only indoor natural limestone featured climbing walls in Wales. There are also artificial climbing walls up to 15m (50ft) from the ground!! large bouldering areas with plenty of interesting routes, as well as a challenging 18m (60ft) caving ladder, rope and tree climb for the more adventurous climber! We have also recently expanded our climbing & bouldering facilities, which was opened by the world-renowned climber,

Dave MacLeod!

Call us on
0333 600 20 20

or visit our website
www.climbinguk.com



Pontypridd

Centre for Sport and Physical Rec., University of Glamorgan, Llantwit Rd, Treforest, Pontypridd, CF37 1DL. 01443 482681. www.glam.ac.uk/sports
10m high x 24m wide lead/TR wall. Traverse wall in corridor. Bouldering room. Term time: Mon-Fri 0800-2300, Sat-Sun 1000-2000. Varies slightly during vacations. £1.80 - £3.10. Very important to phone first.

Port Talbot

Port Talbot YMCA, Talbot Rd, Port Talbot, SA13 1HU. 01639 887034. Up to 5.5m high wall. Mon-Fri 0900-1400 & 1800-2030, Sun 1800-2030. £2.25.

The Rock, Tonmawr 2K Sports & Fitness, Heol Hamdden, Port Talbot, SA12 9UU. 01639 639457.
Rotating wall in fitness centre, phone for details.

Prestatyn

Prestatyn LC, 2 Princes Ave, Prestatyn, LL19 8RS. 01745 855632. sion.goldsmith@denbighshire.gov.uk
Lead/TR wall with 12 lines plus bouldering. Mon-Fri 0900-2200, Sat-Sun 0900-1700. £3.00 Jnrs - £2.30.



Swansea

Dynamic Rock, The Old Public Hall, 16-18 Hebron Rd, Clydach, Swansea, SA6 5EJ. 01792 845655.
www.dynamicrock.co.uk
Up to 12m high lead/TR walls (430sqm) plus bouldering (120sqm). Mon-Fri/BH 1400-2200 Sat/Sun 1000-1800. £7.50.



Clyne Farm Activity Centre, Westport Ave, Mayals, Swansea, SA3 5AR. 01792 403333.

www.clynefarm.com. Up to 12m high wall 60m long on outside of building with 12 lines. Mon-Sun 0800-2000.



Swansea University SC, Sketty Lane, Swansea, SA2 8PP. 01792 543563. Mon-Fri 0930-2130, Sat/Sun 1000-1630.

Trelewis

Rock UK Summit Centre, The Old Drift Mine, Trelewis, Treharris, CF46 6RD. www.rockuk.org 0844 8000 222.
Very big dedicated centre. Up to 18m high lead/TR walls with lots of lines. Separate bouldering areas. 2000sqm. Artificial caving system. Mon/Fri 0900-2200, Sat/Sun 0900-1800.



Wrexham

Plas Madoc LC, Llangollen Rd, Acrefair, Wrexham, LL14 3HL. 01978 821600.

www.wrexham.gov.uk/english/leisure_tourism/plas_madoc/plas_madoc_cw_muga.htm

Squash court conversion bouldering wall with some lead/TR areas. Mon-Fri 0900-2200, Sat/Sun 0930-1630. £4.00.



Plas Power Adventure, Old Plas Power Colliery, Southsea, Wrexham, LL11 6PW. 01978 754747.

www.plaspoweradventure.co.uk

Up to 10m high lead/TR walls with separate bouldering. Mon-Fri 1700-2200, Sat 1000-1800, Sun 1000-1600. £6.00.



Scotland

Aberdeen

Transition Extreme Limited, Links Road, Aberdeen, AB24 5NN. 01224 626279.

www.transition-extreme.com Instructional wall, 15m main wall, bouldering and traverse wall.

Mon-Fri 1000-2200, Sat/Sun 1000-2000. Prices on the web.



Beach LC, The Beach Esplanade, Aberdeen, AB2 5NR. 01224 655 401. BeachLeisureCentre@aberdeencity.gov.uk
Moulded concrete bouldering/TR rope wall in a dedicated room. 100sqm. Mon-Fri 0830-2230, Sat/Sun 0830-2030. £3.60.



Robert Gordons College, RGU: SPORT, Garthdee Campus, Garthdee Rd Aberdeen, AB9 1FR. 01224 263666.

www.rgu.ac.uk/rgusport/facilities

Up to 12m lead/TR walls and bouldering room. Mon-Fri 0600-2200, Sat/Sun 0900-1900.



Aviemore

Glenmore Lodge, National Training Centre, Aviemore, PH22 1QU. 01479 861256. www.glenmorelodge.org.uk

Up to 6m high lead/bouldering wall. 180sqm. Mon-Sun 1000-2200. £5.00.



Extreme Dream Aviemore Climbing Centre, Unit 8, Dalfaber Ind Est, Aviemore, PH22 1ST. 01479 812 466.

📍 www.extreme-dream.com 42 ropes and over 150 routes of all grades and angles, top rope & lead. 13 metre horizontal lead roof, bouldering wall & cave, training area, campus board, bachar ladder, system board, slack line, dry-tooling. 0900-1900 every day, Tue & Thurs 0900-2200. Winter: 1400-2200 weekdays, 0900-1900 weekends. £5.00-£8.00.



NICAS

Aviemore Indoor CW, Dalfaber Ind Est, Aviemore. 01479 812466.

Callander

McLaren LC, Mollands Rd, Callander, Perthshire, FK17 8JP.

01877 330000. 📍 www.mclarenleisurecentre.co.uk bob@mclarenleisure.co.uk. 7m high, 11 TR and 2 lead routes. 0900-2100 Mon, Wed, Fri, Sat 0730-2200 Tues & Thurs, Sunday 0830-2100. £4.30.



Dundee

Avertical World, 7 Blinshall St, Dundee, DD1 5DF.

01382 201901. 📍 www.averticalworld.co.uk Dedicated centre. Up to 11m high lead/TR walls with 52 lines, separate bouldering and training areas. 600sqm. Sept-May: Mon-Fri 1200-2200, Sat/Sun 1000-1900. June-Aug: Mon-Fri 1200-2200, Sat/Sun 1000-1700. £3.00-9.00.



Edinburgh

Alien Rock, Old St Andrews Church, 8 Pier Place, Newhaven, Edinburgh, EH6 4LP. 0131 5527211.

📍 www.alienrock.co.uk Dedicated centre. 40 dedicated top roping lines. 14 dedicated lead lines. Over 200 routes. Bouldering cave. 1000+sqm. Mon-Fri 1200-2200. (2300 in winter), Sat-Sun 1000-1900. £7.50.



NICAS

Alien Rock 2, 23-53 West Bowling Green St, Edinburgh,

EH6. 0131 5527211. 📍 www.alienrock.co.uk Bouldering only. All angles covered, including a 5m roof section. 300sqm. Mon-Fri 1600-2200, Sat & Sun 1200-1900. Extending opening hours over the winter. £6.50.



NICAS

Edinburgh International Climbing Arena, South Platt Hill, Ratho, Edinburgh, EH28 8AA. 0131 333 6333.

📍 www.eica-ratho.com

The National Rock Climbing Centre for Scotland located in the world's largest indoor climbing arena, 3000 sqm of indoor climbing with over 120 lead and tope rope lines up to 28 metres, three huge freestanding boulders and a dedicated bouldering room. UK's only permanent IFSC/World Cup standard Speed climbing wall, and International competition standard articulated lead wall. Around 100 real rock routes in the quarry outside the centre (no entrance charge to the quarry). Mon-Fri 1000-2200, Sat/Sun 1000-1900. £5.50-£8.75.



Edinburgh University Climbing Wall, Centre for Sport and Exercise, 46 Pleasance, Edinburgh, EH8 9TJ. 0131 6502464

📍 www.sport.ed.ac.uk. 8m 25 lead/TR lines, bouldering wall is 130sqm. Mon-Fri 1200-2130, Sat/Sun 1200-1730. £3.50 members of CSE.



Meadowbank SC, 139 London Rd, Edinburgh.

0131 661 5351. 📍 www.edinburghleisure.co.uk/list-87 40ft high old style wall. Mon-Sun 0800-2200. £6.00.



Fort William

Lochaber LC, Belford Rd, Fort William, PH33 6BU.

01397 704359. 5m high bouldering wall. 138sqm. Mon-Fri 0900-2100, Sat 0900-1600, Sun 1200-1600. £2.70.



West Coast Mountain Guides bouldering wall, Alan Kimber, Calluna, Heathercroft, Fort William, Inverness-Shire, PH33 6RE. 01397 700451.

📍 www.westcoast-mountainguides.co.uk

Two areas 3.5m high, including cave. All year 0900-2200.



Gairloch

Gairloch LC, Gairloch, Highland. 01445 712345.

gairloch.leisurecentre@highland.gov.uk Up to 8m high lead/TR wall.

Mon-Sun 1700-2200 (term-time).

Mon-Sun 1200-2100 (school hols). £3.20.



Glasgow

Glasgow CC, Ibrox Church, 534 Paisley Rd West, Glasgow, G51 1RN. 0141 4279550.

📞 www.glasgowclimbingcentre.co.uk

info@glasgowclimbingcentre.co.uk. 70 10-15m high lead/TR walls. 200sqm bouldering, training room with campus board. Mon-Fri 1100-2200, Sat/Sun 1000-1800. £7.10.



Climbzone, Xscape Braehead, Kings Inch Road, Glasgow.

0141 8865453. 📞 www.climbzone.co.uk,

info@climbzone.co.uk. 25 auto belay top rope lines / 4 lead lines, Sky Park, Fan Drops. Mon-Wed 1200-2100, Thurs/Fri 1200-2200, Sat/Sun 1000-2200. £7.10



Kelvin Hall Sports Arena, Argyle St, Glasgow, G3 8AW.

0141 3572525. Moulded concrete bouldering wall on a balcony. 60sqm. Sun-Fri 0900-2130 except Wed open 1000. Sat 0900-1700. £2.99.



Tiso Glasgow Outdoor Experience, Couper St, Glasgow, G4 0DL. 0141 5595450. 📞 www.tiso.com

15m high wall and 2 belay walls and ice wall in shop. Free to customers, expensive otherwise. Shop opening times.



The Climbing Academy Glasgow, Portman St. Glasgow,

G41 1EJ. 0141 429 6331 📞 www.tca-glasgow.com

glasgow@theclimbingacademy.com

1000+ sqm of dedicated bouldering. Font style circuits, competition wall, large endurance boards and campus/woody facilities. Mon-Fri 1200-2200, Sat-Sun 1000-1800. £8.00.



Inverness

Climb@Inverness Leisure, Inverness Aquadome, Glenurghart Rd, Inverness, IV3 5SS. 01463 667505.

📞 www.invernessleisure.com

Up to 13m high lead/TR walls, 26 lines. Leader placed pro. Separate bouldering area. Mon-Fri 1000-2200, Sat/Sun 0900-1800. £4.60.



Kinlochleven

The Ice Factor, Leven Rd, Kinlochleven, Argyll, PH50 4SF.

01855 831100. 📞 www.ice-factor.co.uk

Indoor rock: £9.00 day user all day rock or £17.50 2 hour ice (£20.00 rock and ice).



Kirkwall

Kirkwall SC, Kirkwall Grammar School, Kirkwall, Orkney Isles. 01856 872364.

8.5m high TR wall with 6 lines. Phone for details.

Oban

Climb Cube, Atlantis Leisure, Dalriach Road, Oban, PA34

5JE. 01631 566800. 📞 www.atlantisleisure.co.uk

4m bouldering wall, routes were set by Dave McLeod.

Mon-Fri 0700-2200, Sat-Sun 0900-1800

Contact for price.

Peterhead

Peterhead Community Centre, Balmoor Terrace,

Peterhead, Aberdeenshire, AB42 1EP. 01779 477277.

Natural stone wall. Leisure centre opening hours.

Stirling

The Peak, Forthside Way, Stirling, FK7 7UJ. 01786 273555.

www.the-peak-stirling.org.uk. 11m TR/lead wall with 19 lines.

Mon-Fri 0600-2200, Sat 0700-2000, Sun 0800-2200.



Stornoway

Lewis SC, Spring-field Rd, Stornoway, Isle of Lewis.

01851 709191. 12 routes. Check with centre for details.

Ullapool

Lochbroom LC, Quay St, Ullapool, IV26 2UE. 01854 612884.

Up to 7m high lead/TR rope wall. 76sqm.

Mon-Fri 1700-2200, Sat/Sun 1000-1800. £3.00.



Northern Ireland

Belcoo

Corralea Activity Centre Ltd, Corralea, Belcoo, Co Fermanagh, BT93 5DZ. 02866 386123.

📞 www.activityireland.com info@activityireland.com.

8m high lead/TR outdoor wall, 8 lines plus abseiling ledge. Mon-Sun 1000-1700 during winter, 1000-2100 during summer. No formal use for individuals.

www.mountainactivities.co.uk
Tel: 07710 345322



mountain activities

CWA, CWLA, SPA, WGL and ML COURSES
SITE SPECIFIC TRAINING COURSES
TECHNICAL ADVICE FOR YOUR FACILITY
CLIMBING/MOUNTAINEERING COURSES
FOR ALL ABILITIES





guildford

0844 8808866
www.craggy-island.com

sutton 

ROCK SOLID Oxfordshire's premier climbing wall



e-mail: climb@brookes.ac.uk Tel: 01865 484370



CLIMBING WALL OXFORD BROOKES UNIVERSITY



Nottingham Climbing Centre
0115 9988233

www.nottingham-climbing.co.uk

The Old Pool, 212 Noel St, New Basford, Nottingham, NG7 6AT

energise
CLIMBING WALL

T: 01904 55 24 24
W: energiseyork.com
E: energise@york.gov.uk

Keswick Climbing Wall



Goosewell Farm, Keswick, Cumbria, CA12 4RN
Tel: 017687 72000
www.keswickclimbingwall.co.uk
Email: info@keswickclimbingwall.co.uk

BEST VALUE HIMALAYA AND ACONCAGUA WITH DAN MAZUR

Climbing and walking trips for men and women.
All ages and abilities, expert to beginner.
Everest climbs and treks, Amadablam, Cho Oyu, Baruntse, Northcol, Lhotse, Everest Glacier School, Island Peak, Mustagata.

info@SummitClimb.com 07810 375400
www.SummitClimb.com

Belfast

Belfast Indoor Tennis Arena & Ozone, Ormeau Embankment, Belfast, BT6 8LT. 028 90458024. Lead/TR and bouldering. Mon-Sat 0900-2200, Sun 1000-1800. Contact centre for availability and price.



Queens University of Belfast, Queen's Sport, Botanic Gardens, Belfast, BT9 5EX. 028 90681126. www.queenssport.com 10m lead/TR wall in University SC. Mon/Fri 0900-2200, Tues/Thu 0900-1930, Wed 0900-1530, Sat 0930-1800.



Matt Talbot Youth Club, Moyard Parade, Belfast, BT12 7HG. 028 90230242. 45sqm of climbing area. Check availability with centre.

Coleraine

1st Coleraine Scout Group, The Crescent, Coleraine, Co Londonderry, Northern Ireland. colerainescouting@gmail.com Climbing wall set in Scout Hall. 6m high, 12m wide, 10 routes. Route traverse and overhang sections. £50 per 3 hour session for 10 people with full supervision.



Newcastle

Hotrock CW, Tollymore Mountain Centre, Bryansford, Newcastle, Co Down, BT33 0PT. 028 43725354. www.tollymore.com/climbingwall 18m high, 18m wide lead/TR walls with 13 lines, plus 64sqm bouldering wall. Quickdraws NOT in-situ. Mon-Fri 1000-2200, Sat & Sun 1000-1800. £4.50.



Waterside

St Columbs Park Centre, Waterside, Co Londonderry. 028 71343941. Squash court conversion. Phone for details.

COME AND JOIN climber ONLINE

Follow us on

For the latest news, exclusive offers and competitions

How to find us...

Search 'climber magazine' in the facebook search box to find our fan page and follow us on twitter @climbermagazine

Republic of Ireland

Castleroy

University of Limerick SC, Castleroy, County Limerick. 00 353 (0)61 202832. Mon/Tue/Thu 1900-2200. €3.00.

Dingle

Play At Height Climbing Wall & High Ropes Adventure, Baile Na Buaille, Dingle, Co. Kerry. 00 353 (0) 66 9152822 info@playatheight.com www.playatheight.com 650sqm, 8.5m overhang, 12.5m high, bouldering wall. Low season: Mon-Fri 1800-2200 Sat/Sun 1100-1900, high season: Mon-Sun 1100-1900. €10.00 Adults.



Dublin

University College Dublin SC, Student's Union, UCD Belfield, Dublin. 00 353 (0)1 7062185. www.ucd.ie/sport/facilities/climbingwall 200sqm wall with leading and bouldering. Mon-Fri 0700-2200, Sat/Sun 1000-1730.



Clondalkin LC, Dublin, 00 353 (0)1 574858. Basic facility. Contact centre for price and availability.

Cabra West Parish Youth Centre, Kilkieran Rd, Dublin. 00 353 (0)1 380734. Basic facility. Contact centre for price and availability.

Dublin City University SC, Glasnevin, Dublin, 00 353 (0)1 7045797.

West Wall, Westwoods Sports Club, Clontraff Road, Dublin, 00 353 (0)1 8530353. Up to 11m high wall 154sqm. Mon-Fri 1700-2100, Sat/Sun 1200-1830. Open to card carrying MI & BMC members at €25.00 per day, price includes use of all facilities at the Club.

Galway

Aras na MacLeinn Teo CW, Aras na MacLeinn Teo, Student Centre, NUI, Galway. 00 353 (0)91 750383. 110sqm wall. Must phone first.

Letterkenny

Garten Outdoor Education Centre, Churchill, Letterkenny, Co Donegal. 00 353 (0)74 37032. High quality wall but in tight space. Contact centre for details.

Naas

Naas Health & Fitness, Naas, Co Kildare. 00 353 (0)45 899022. www.naashealthandfitness.com 40ft high wall. Mon-Fri 0700-2200, Sat/Sun 0900-2100. Discount for MI members.

ClimbUK

indoor climbing centres



climb
rochdale

01706 524 450

www.climbrochdale.com



big rock
milton keynes

01908 583 128

www.bigrockclimbing.co.uk




beacon
north wales

0845 450 8222

www.beaconclimbing.com

innovative climbing wall manufacturing
by **Beacon Climbing Walls**
www.beaconclimbing.com/walls





ENTRE-PRISES

Suppliers of:-

Leading Walls

Bouldering Walls

Mobile Towers

Artificial Caves

Ice Walls

Training Boards

Bolt-on holds



BMC
thebmc.co.uk

Official Supplier of bolt-on holds
to the British Mountaineering Council



Official Cave Supplier
to the British Caving Association

Entre-Prises (UK) Ltd

T: 01282 444800

info@ep-uk.com

www.entre-prises.com